

2018 ANNUAL REPORT



TOGETHER WE SUCCEED



TOGETHER WE SUCCEED



**IMPACTING LIVES
IN OUR COMMUNITY**



**ST. KITTS · NEVIS · ANGUILLA
TRADING & DEVELOPMENT COMPANY LTD.**

MISSION STATEMENT

**TDC is fully Committed to Total Customer Satisfaction;
Employee Excellence through Participation and
Training to provide Maximum Benefits
for Shareholders while Contributing meaningfully
to the Economic, Social and
Cultural Advancement of our Nation.**

VISION STATEMENT

**To be the leading public Company
in the OECS as measured by:**

- **Customer Satisfaction**
- **Return on Investment**
- **Human Resource Development**
- **Good Corporate Citizenship**

Table of Contents

Corporate Information	2
Notice of Meeting	3
Directors' Report 2017/18	5
Audit Committee Report to Shareholders	11
Independent Auditor's Report	14
Consolidated Statement of Financial Position	19
Consolidated Statement of Income	21
Consolidated Statement of Comprehensive Income	22
Consolidated Statement of Changes in Shareholders' Equity	23
Consolidated Statement of Cash Flows	24
Notes to Consolidated Financial Statements	27
Our Partners	108

CORPORATE INFORMATION



(Photograph taken of the Board of Directors at the 2017 Annual General Meeting)

Photo (l - r) **Melvin R. Edwards**, B.A., M.Sc.; **Myrna R. Walwyn**, B.Sc., M.A., Dip. Law; **Warren Z. Moving**, B.Sc. (Company Secretary); **Maritza S. Bowry**, B.Sc., M.B.A., C.P.A.; **Earle A. Kelly**, B.A., M.B.A. (Chairman); **Charles L. A. Wilkin**, C.M.G., Q.C., M.A., (Cantab); **Nicolas N. Menon**, B.Sc. (Hons), M.B.A.; **Glenville R. Jeffers**, B.B.A.

Missing from Photo:

Ernie A. France, B.A.; **D. Michael Morton**, C.B.E., J.P.; **O. Nicholas Brisbane**, B.Sc., M.Sc.; **Jacques A. C. Cramer**

Registered Office: Fort Street, Basseterre, St. Kitts

Bankers: CIBC FirstCaribbean International Bank (Barbados) Limited

St. Kitts-Nevis-Anguilla National Bank Limited

Royal Bank of Canada

The Bank of Nova Scotia

NOTICE OF MEETING

Notice is hereby given that the forty-fifth (45th) Annual General Meeting of the St Kitts Nevis Anguilla Trading and Development Company Limited will be held at the Conference Room, Ocean Terrace Inn, Fortlands, Basseterre, St Kitts, on Tuesday, June 26, 2018, at 5:00 p.m.

Agenda

1. To receive the Report of the Directors
2. To receive and consider the Report of Auditors
3. To receive and consider the Financial Statements for year ended January 31, 2018
4. To declare a Dividend
5. To elect Directors to replace those retiring by rotation
6. To appoint Auditors and to authorize the Directors to fix their remuneration for the ensuing year

BY ORDER OF THE BOARD




Warren Z. Moving
Company Secretary

May 25th, 2018

A member entitled to attend and vote is entitled to appoint one or more Proxies to attend, and on a poll, to vote instead of him/her. A Proxy need not be a member of the Company. A form of proxy is enclosed. Proxies must reach the Company Secretary not less than 24 hours prior to the Annual General Meeting.



TOGETHER WE SUCCEED



**PROUD SPONSORS OF SKN PATRIOTS
CPL FINALISTS 2017**

DIRECTORS' REPORT 2017/18

INTRODUCTION

The diverse nature of the TDC Group of Companies and sound performance of some of the business units counter-balanced some serious external challenges experienced during the year under review.

The Profit before Income Tax attributable to the Parent Company was \$1,515,874 compared to \$12,772,468 during the previous financial year. Losses were incurred as a result of hurricanes Irma and Maria through the Group's insurance operations in Anguilla, namely East Caribbean Reinsurance Company Ltd (ECRC) and Malliouhana-Anico Insurance Company Ltd (MAICO). ECRC's losses related to the hurricanes accounted for \$5,042,400 of the decline. TDC has an ownership interest of 80% in ECRC. This figure is reflected in the Net underwriting loss of \$2,618,981 in the Consolidated Statement of Income for the year ended January 31, 2018. Additionally, the Share of the loss of associated companies of \$1,145,736 in the Consolidated Statement of Income for the year ended January 31, 2018 includes losses of \$1,125,000 that pertain to MAICO. TDC has a 25% ownership interest in MAICO. The reserves in the Consolidated Statement of Financial Position for the insurance entities adequately covered the losses but were accounted for in the Consolidated Statement of Income in accordance with International Financial Reporting Standards (IFRS).

PERFORMANCE REVIEW BY SECTOR

GENERAL TRADING

The Profit before Tax for General Trading which includes Head Office, Home and Building Depots, Automotive Divisions, Shipping Departments and Drinks Depot, declined from \$8,998,353 to \$4,140,739 or about 53.98 percent.

Home and Building Depots, St Kitts and Nevis - We are pleased to report that the Profit before Tax for the Home and Building Depots increased by 50.83 percent.

In 2017, one of our main suppliers, Do It Best, assisted us with a new layout design and a wider selection of products at the Home and Building Depot in St Kitts. Our employees demonstrated their resourcefulness and agility in working with this vendor. Our customers have responded positively. A similar initiative will be implemented at the Home and Building Depot in Nevis in 2018.

Automotive Divisions (St Kitts and Nevis) - In 2017, we witnessed the resurgence in the importation of used vehicles into the Federation. This negatively impacted the sale of new vehicles by both Divisions which ultimately led to a decline in profit. TDC is the agent for the sale of new Toyota and Suzuki vehicles in the twin islands. Given the increase in the number of vehicles in St. Kitts and Nevis, we invested in upgrading the service offerings at the garage that included the procurement of a wheel alignment machine. The company was recognized by Suzuki for exceeding its sales targets in 2017.

City Drug Store (Nevis) Ltd and TDC Business Centre (St Kitts) - The combined Profit before Tax for these companies declined over the 2016/2017 financial year.

Shipping Departments (St Kitts and Nevis) - In August 2016, CMA-CGM resumed direct service to St Kitts. Additionally, since November 2015, both departments have offered a mailbox service, Inviare, from Miami. The increase in the agency fees and commissions from CMA-CGM and Inviare positively impacted the revenue for these departments.

INSURANCE AND FINANCE

TDC Insurance Company Ltd

TDC Insurance Company Ltd maintained its A minus (A-) rating from A.M. Best, a leading international rating agency. The rating which is reviewed annually, is based on the company's Financial Position, profitability over the years, underwriting and operational performance, mitigation of risks through its reinsurance programmes, and its market presence in St Kitts and Nevis. The directors are pleased that A.M. Best has again signaled its continued confidence in the company. Effective risk management is at the heart of the business, supporting the delivery of the company's strategy by ensuring that the business is built to last and continues to be safe and sustainable, protecting our stakeholders' interests. There is a formal structure for monitoring and managing risk at TDC Insurance through its Risk Management Framework which was approved by the Board of Directors in 2017. Our governance structures, control framework and board committees all work together to ensure that there is a robust risk management framework in place to identify, mitigate and monitor risks.

The profit for the company increased compared to the previous financial year. Delivering leading levels of customer satisfaction is a key point of differentiation to our peers and an important driver in helping to grow the business. The success of the company is due in large measure to remaining focused on our customers' charter, servicing customers with the highest level of fairness and integrity. The company continues to achieve significant milestones, thanks to the great work of its employees.

We are conscious of the growing impact and threat of major storms in our markets. We have taken this phenomenon into account in making our reinsurance arrangements for the current year and in protecting the Group's properties.

ECRC and MAICO - Both companies reported significant losses as a result of the insurance claims arising from the devastation inflicted (mainly in Anguilla but also in St Kitts and Nevis) by the passages of two category 5 hurricanes, Irma and Maria, in September 2017.

These companies had deposit balances at the National Bank of Anguilla Ltd and the Caribbean Commercial Bank (Anguilla) Ltd and were negatively impacted by the placement into conservatorship of both banks in August 2013. \$2.8 million dollars of the deposits have been recovered but all amounts in excess of that figure have been transferred to a statutory body, called the Depositor Protection Trusts, backed by the Government of Anguilla. The deposits in excess of \$2.8 million dollars are held by the Trust and will be paid to the companies over 10 years at 2 percent interest per annum which should have commenced from June 30, 2016. In April 2018, the first payment was received from the Trust by ECRC and MAICO.

TDC Financial Services Company Ltd - The company had another strong performance. Profit before Tax increased by 20 percent. The loan portfolio increased by 7 percent. The delinquency rate on loans stood at 5.83 percent at January 31, 2018 compared to 8.03 percent at January 31, 2017. This is an affirmation that TDC Financial Services demonstrates outstanding stewardship of its depositors' funds.

The company continues to focus on minimizing delinquency by improving its loan underwriting processes aimed at offering loans only to qualified borrowers. The most current data from the ECCB indicate that the average rates of delinquency for financial institutions across the ECCU and St Kitts and Nevis were 12.04 percent, and 20.46 percent respectively, at the end of December 2017.

The company will continue to work on creating a financial performance framework based on the fundamental principle of maintaining capital at a prudent level. The framework will provide parameters which will allow it to calibrate future performance and help ensure that it achieves the right balance between distributing value to all stakeholders, investing in the business and maintaining financial strength.

Ocean Terrace Inn Ltd (OTI)

The hotel has now been reopened for 3 years with its room stock reduced to 34 since its renovation. The Loss before Tax reported by the OTI Group increased by 19.83 percent.

The condominium block, (OTI Pieces of Eight) comprising six 2-bedroom units and two 1-bedroom units (fourteen rooms), has been approved as a qualifying investment under the Citizenship by Investment (CBI) program. These units will be redeveloped for sale to investors in that market and utilized as part of the room stock.

OTHERS

TDC Rentals Ltd and TDC Rentals (Nevis) Ltd - Car rental business for both companies declined as a number of long-term car rental contracts with several construction related businesses in St Kitts expired. The number of stay-over visitors, a gauge of car rental activity, was 113,686 during the period January 1, 2017 to December 31, 2017 compared to 115,349 during the same period in 2016, a decline of 1,663 or 1.44 percent, *source: Eastern Caribbean Central Bank December 2017 Economic and Financial Review - Central Statistics Department, St Kitts and Central Statistics Office, Nevis and ECCB Estimates*. This contributed to the reductions in car rental revenue for the companies. In addition, fierce competition from numerous small independent agencies utilizing used Japanese vehicles continues to erode the companies' market share.

The number of new hire purchase contracts declined for both companies, as a result of a management decision taken in 2015 to conduct new hire purchase financing directly with TDC Nevis Ltd and the Parent Company.

TDC Airline Services Ltd - The company provides services to a number of carriers including, LIAT (1974) Ltd, WINAIR, Seaborne Airlines, American Airlines, British Airways, Air Canada and United Airlines. The number of flights handled by the company decreased by 9.5 percent during the financial year under review that resulted in a decrease in profit for the year. After the passage of hurricanes Irma and Maria in September 2017, a number of the airports served by LIAT and Seaborne Airlines sustained damages. As a result, since September 11, 2017, both LIAT and Seaborne reduced the number of daily flights to and from St Kitts.

TDC Airline Services (Nevis) Ltd - The company reported a loss for the year under review. The number of flights handled by the company decreased by 36.2 percent during the financial year due to the general reduction in airlift at the Vance Amory International Airport.

TDC Tours Ltd - The number of cruise ship passengers who visited the Federation during the 2017 calendar year was 1,017,862 compared to 932,230 in 2016, an increase of 85,632 or 9.19 percent. The Profit before Tax for TDC Tours increased by 261.30 percent due to the increased number of cruise ship passengers who participated in tours arranged by the company.

St Kitts Bottling Company Ltd (SKBC) - In November 2016, the company's manufacturing business along with certain assets and liabilities were sold to Koscab (St Kitts) Ltd. The company is now inactive.

TDC Real Estate and Construction Ltd and Conaree Estates Ltd - Two residential communities were developed by these companies: Sunrise Hills Villas at Frigate Bay and Atlantic Views Residences at Conaree. All 21 of the available homes at Atlantic Views Residences have been sold. Since the inception of the Sunrise Hills development project in 2006, 37 villas have been sold. The directors are reviewing several options to develop the remaining 8 lots targeting residential buyers and buyers under the Citizenship by Investment (CBI) programme.

The Directors are also actively seeking investment opportunities including land purchases for a middle-income housing development.

St Kitts Masonry Products Ltd reported a decline in profit due to challenges in the block production operations. Both block making machines had been in use for over 25 years and there were frequent breakdowns in 2017. In February 2018, a new block making machine was purchased and installed. Results since then have been positive.

SOCIAL CONTRIBUTION

Strong communities are the foundation of great business. Since its establishment in 1973, the TDC Group has consistently been at the forefront of productive community engagement. Throughout the year the company maintained its support of various causes and organizations throughout the Federation. We sponsored many events, including SKN Patriots Cricket team, National Carnival, St Kitts Music Festival, Black San Festival, Culturama, Nevis Inter Primary School Cricket Championships, Essence of Hope, Reach for Recovery and The Pink Lily Foundation. We take pride in being the title sponsor, since 1978, of the Interschool Track and Field Championships. Approximately \$2 million dollars in cash and kind have been invested since then in the annual games.

We believe that learning is essential to the success of our business and is fundamental to a vibrant society. Assisting in the education of our children remains one of our passions, particularly partnerships with organizations that promote learning. These include our long-standing commitment to the Warren Tyson Scholarship Program that started in 1981 and which currently supports 52 secondary school students in St Kitts and Nevis. Our mentorship programme for these students provides them with books, uniforms and other school related necessities. The Michael L. King Scholarship Grant Program awarded grants of US\$5,000 each to four (4) university students. These awardees brought the number, who have benefited under this program to thirty-nine (39), and the total value of the grants to EC\$526,500.

HUMAN RESOURCES

Our employees continue to be our major source of competitive advantage. Three years ago, we initiated a rebranding strategy for the Group designed to transform it into a more purpose-driven organization that aligns with our new motto “Together We Succeed”.

As a result, we have re-energized our focus on customer service excellence and on strengthening leadership capacities among our employees. Employee training programmes focused on strengthening our marketing, sales, risk management and e-literacy capabilities were conducted throughout the year. The ability to attract, retain and develop the most capable people augments the competitiveness and growth of the Group; it also drives shareholder value. Our BML King Scholarship program for employees is an important part of our overall talent development strategy.

Our performance evaluation system is currently being reviewed and it is anticipated that the final Performance System Management Framework (PSMF) instrument will assist in creating greater teamwork, enhanced productivity, accountability and a more dedicated and motivated workforce. We have developed a set of Key Performance Indicators (KPIs) that will ensure that we remain tightly focused on our purpose.

The staff count stood at 632 at January 31, 2018 (630 employees at January 31, 2017). We thank our employees for their continued commitment to the company, its mission, vision and values.

BOARD GOVERNANCE

The Board of Directors is primarily responsible for steering the company towards a sustainable future by adopting sound, ethical, legal and financial management policies to enhance long-term shareholder value. The Board is committed to its mandate and sets a tone at the top that speaks to the core values of the company. It is guided by a culture of service and the highest level of integrity and is committed to conducting business in accordance with the highest standards of corporate governance. It is important that our governance addresses the evolving risks and challenges we face as our business adapts and grows. The Board continues to have in-depth and frequent discussions with our executive team focused on delivering consistently strong financial results and sustainable long-term value.

The company’s Internal Audit Department is responsible for monitoring and providing assurance to the Board’s Audit Committee, and ultimately to the Board of Directors, as to the effectiveness of the internal controls. The company continues to review and improve, its corporate governance structure and practices which will result in a stronger organization. As part of this process, the Audit Committee has been actively at work ensuring that the relevant processes, procedures and systems to protect the company’s assets and reputation have been implemented and are being adhered to. The Audit Committee Report to Shareholders is presented on page 11 in this Report.

STATUTORY REPORT

We have pleasure in submitting our report and the Audited Accounts for the financial year ended January 31, 2018. The table below shows the loss and profit after tax for the past two financial years:

	January 31, 2018 \$	January 31, 2017 \$
(Loss)/Profit for the year, after providing for Taxation	(4,266,091)	5,831,803
The Board recommends a Dividend of 4 cents per share (2017 - 6 cents per share)	2,080,000	3,120,000

The Board recommends a dividend of 4 cents per share, totaling \$2,080,000 compared to six (6) cents per share in 2017, totaling \$3,120,000. This dividend will be paid from accumulated reserves. This brings the total of distributed dividends in excess of \$60 million.

THE LATE JACQUES A. C. CRAMER

It is with profound sadness that we inform you of the passing of Mr. Jacques Cramer. Mr. Cramer was a founding director and served in that capacity until his death on March 28, 2018. We extend condolences to his family.

RE-ELECTION OF DIRECTORS

In accordance with Article 99 of the Articles of Association, Messrs. Melvin Edwards, Glenville Jeffers, O. Nicholas Brisbane and Ms. Myrna Walwyn retire, and being eligible, offer themselves for re-election.

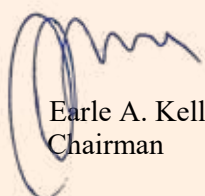
AUDITORS

In accordance with Article 149 of the Articles of Association, the Auditors, Grant Thornton, Chartered Accountants retire, and being eligible, offer themselves for re-election.

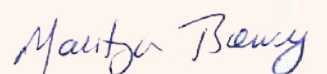
APPRECIATION

We thank our shareholders for placing confidence in us as we chart a new path for the TDC Group. We believe we are uniquely positioned to continue to deliver long-term value to you. We express our appreciation to all of our customers for their patronage over the years. We also take this opportunity to recognize the contributions of the company's founders and former directors, the solid support of all our shareholders and the dedication, commitment and hard work of our managers and staff, past and present, as we continue to promote our motto:

Together We Succeed



Earle A. Kelly
Chairman



Maritza S. Bowry
Director

AUDIT COMMITTEE REPORT TO SHAREHOLDERS

The Audit Committee hereby presents its annual report, comprising an insight into its activities and significant issues addressed during the year under review.

Membership

Four persons who are independent from the TDC Executive Directors constitute the Audit Committee, namely:

- Melvin Edwards - Chairman & Non-executive Director
- Marilyn Johnson - Independent Professional
- Frank Evelyn - Non-executive Director, TDC Nevis Ltd
- Derek Ford - Non-executive Director, TDC Insurance Company Ltd

Meetings

Five Audit Committee Meetings¹ were convened this year. Members recorded five absences due to other commitments. All meetings were ably resourced by Charlene Stapleton - the Chief Assurance and Risk Management Officer, as Recording Secretary.

Main activities

The Committee adhered to its mandate by supporting the oversight responsibilities of the Board of Directors in respect of the integrity of financial reporting, the effectiveness of risk management and the adequacy of internal controls along with related governance and compliance matters. It also oversaw the effectiveness of the internal audit and external audit functions, and monitored the Group's relationship with the external auditor. Key outputs include:

- Supported the Executive Directors in developing a Performance System Management Framework (PSMF). Implementation of the PSMF during FY 2018/2019 is pivotal to enhance corporate governance throughout the Group, as it will increase achievement of agreed strategic objectives, assure effective risk management and enhance compliance and accountability at all employee levels.
- Provided an analysis of the Consolidated Financial Statement for FY 2016/2017 for consideration by the Board, utilizing a comparison with the previous year's performance and measurement against key performance ratios.
- Collaborated with the Finance Director in addressing deficiencies in the control environment identified by the Internal Audit Department and the External Auditor.
- Emphasized the urgency of creating a robust information technology control environment and instituting business continuity processes, in light of the increasing risks of cyber threats and information security incidents.
- Encouraged a proactive approach towards early and effective implementation of new accounting standards that could impact the sustainability of earnings.
- Interfaced with the Audit Committees of TDC Financial Services Company Ltd and TDC Insurance Company Ltd in support of their oversight activities, and explored measures to improve asset quality, liquidity levels, solvency and returns on investment.
- Conducted a self-assessment and concluded that the Committee was operating in accordance with its Terms of Reference. The four members undertook Advanced Audit Committee training to assist in carrying out their duties.

External audit function

The Committee met with the external auditors, Grant Thornton and with the Finance Director to review and agree on the audit schedule, the scope and timeliness of the external audits for 2016/2017 and 2017/2018. The external auditor's report was also the subject to close scrutiny, mindful of the financial reporting changes required by the International Financial Reporting Standards and the International Standards on Auditing.

¹ 31 March 2017, 27 June 2017, 01 August 2017, 31 October 2017, 07 December 2017

Internal audit function

The Committee reviewed the internal audit plan for the year and agreed to its budget and resource requirements. It reviewed interim and year-end summary reports and management’s responses, and paid particular attention to the implementation of recommendations made.

Appointment of external auditors

Shareholders approved the appointment of Grant Thornton as the Group’s external auditors at the 2017 AGM. On the recommendation of the Committee, the Directors will be proposing auditors’ re-appointment at the 2018 AGM.

Conclusion

The Audit Committee will continue to ensure that high standards of compliance, consistent with internationally accepted Accounting, Audit, Good Governance and Corporate Social Responsibility standards are upheld and adhered to throughout the TDC Group.



.....
Melvin R. Edwards
For and on behalf of the Audit Committee, TDC Group
Date: 04 June 2018



TOGETHER WE SUCCEED



HEART HEALTHY MONTH IN-STORE CLINICS

INDEPENDENT AUDITOR'S REPORT

To the Shareholders of St. Kitts Nevis Anguilla Trading and Development Company Limited

Opinion

We have audited the consolidated financial statements of **St. Kitts Nevis Anguilla Trading and Development Company Limited** and its subsidiaries (the "Group"), which comprise the consolidated statement of financial position as at January 31, 2018, and the consolidated statement of income, consolidated statement of comprehensive income, consolidated statement of changes in shareholders' equity and consolidated statement of cash flows for the year then ended, and notes to the consolidated financial statements, including a summary of significant accounting policies.

In our opinion, the accompanying consolidated financial statements present fairly, in all material respects, the consolidated financial position of the Group as at January 31, 2018, and its consolidated financial performance and its consolidated cash flows for the year then ended in accordance with International Financial Reporting Standards ("IFRS").

Basis for Opinion

We conducted our audit in accordance with International Standards on Auditing ("ISAs"). Our responsibilities under those standards are further described in the Auditor's Responsibilities for the Audit of the Consolidated Financial Statements section of our report. We are independent of the Group in accordance with the International Ethics Standards Board for Accountants' Code of Ethics for Professional Accountants ("IESBA Code") together with the ethical requirements that are relevant to our audit of the consolidated financial statements in the Eastern Caribbean, and we have fulfilled our other ethical responsibilities in accordance with these requirements and the IESBA Code. We believe that the audit evidence we have obtained is sufficient and appropriate to provide a basis for our opinion.

Key Audit Matters

Key audit matters are those matters that, in our professional judgment, were of most significance in our audit of the consolidated financial statements of the current period. These matters were addressed in the context of our audit of the consolidated financial statement as a whole, and in forming our opinion thereon, and we do not provide a separate opinion on these matters.

(a) Remeasurement of loans to customers

Description of the Matter

As at January 31, 2018, loans to customers amounted to \$104,548,145, net of allowance for impairment of \$2,908,552, and represents 24% of the Group's total assets. Under International Accounting Standard (IAS) 39, Financial Instruments: Recognition and Measurement, an entity shall assess at the end of each reporting period whether there is any objective evidence that a financial asset or group of financial assets measured at amortized cost (such as loans to customers) is impaired. The relevant accounting policies of the Group in the measurement and impairment of financial assets are described in Note 4 to the consolidated financial statements. The Group's management exercised significant judgment and used subjective estimates in determining the measurement of the impairment provision for loans to customers. These judgments and estimates are disclosed in note 4 to the consolidated financial statements. Management makes critical judgements on the credit risk rating classification of each borrower by considering their financial condition, repayment performance, making industry analysis and assessing management quality. Management also makes significant estimates in individual impairment assessment by discounting estimated future cash flows at their original effective interest rate and in collective impairment assessment by using historical credit loss rates.

The materiality of the balance of loans to customers and the subjectivity of management's judgement and estimates in determining the related allowance for impairment are considered to be matters of significance to our audit.

The Group's disclosures about loans to customers, the related allowance for impairment, and the related credit risk are included in notes 5 and 10 to the consolidated financial statements.

How the Matter was addressed in the Audit

Our audit procedures performed to address the risk of material misstatement relating to the measurement of the allowance for impairment of loans to customers included the following:

- Obtained an understanding of the Group's credit policy and loan impairment process;
- Tests of controls over the approval, recording and monitoring of loans to customers, and calculating and recording of the allowance for impairment;
- Checked and evaluated the methodologies, inputs and assumptions used by management to ascertain that they were in accordance with the individual and collective impairment assessment methodology prescribed by IAS 39;
- Evaluated management's forecast of recoverable cash flows and valuation of collateral on selected loans;
- For loans to customers assessed individually, recomputed the recoverable amount determined by management and compared it to the carrying value as at January 31, 2018; and
- For loans to customers assessed collectively, assessed the reasonableness of credit loss rates through recomputation using the historical and current data of the Group.

(b) Actuarial methodologies and assumptions used in the valuation of insurance liabilities

Description of the Matter

As at January 31, 2018, the insurance liabilities of the Group amounted to \$27,099,962. The valuation of insurance liabilities involves significant management judgment in the use of assumptions. The valuation also requires the assistance of an external actuary whose calculation depends on certain assumptions such as mortality, lapses, management expenses, investment income and others, which could have a material impact on the results. Thus, we considered this as a key audit matter. The disclosures related to insurance liabilities are included in Notes 4, 6 and 20 to the consolidated financial statements.

How the Matter was addressed in the Audit

We reviewed the scope, bases, methodology and results of the work performed by the Group's external actuary. We also considered the external actuary's professional qualifications, independence and objectivity. We tested the appropriateness of the data provided by the Group to the external actuary and determined its adequacy and appropriateness. We evaluated the external actuary's findings in relation to the valuation of the insurance liabilities presented in the consolidated financial statements.

Responsibilities of Management and Those Charged with Governance for the Consolidated Financial Statements

Management is responsible for the preparation and fair presentation of the consolidated financial statements in accordance with IFRS, and for such internal control as management determines is necessary to enable the preparation of consolidated financial statements that are free from material misstatement, whether due to fraud or error.

In preparing the consolidated financial statements, management is responsible for assessing the Group's ability to continue as a going concern, disclosing, as applicable, matters related to going concern and using the going concern basis of accounting unless management either intends to liquidate the Group or to cease operations, or has no realistic alternative but to do so.

Those charged with governance are responsible for overseeing the Group's financial reporting process.

Auditor's Responsibilities for the Audit of the Consolidated Financial Statements

Our objectives are to obtain reasonable assurance about whether the consolidated financial statements as a whole are free from material misstatement, whether due to fraud or error, and to issue an auditor's report that includes our opinion. Reasonable assurance is a high level of assurance, but is not a guarantee that an audit conducted in accordance with ISAs will always detect a material misstatement when it exists. Misstatements can arise from fraud or error and are considered material if, individually or in the aggregate, they could reasonably be expected to influence the economic decisions of users taken on the basis of these consolidated financial statements.

As part of an audit in accordance with ISAs, we exercise professional judgment and maintain professional skepticism throughout the audit. We also:

- Identify and assess the risks of material misstatement of the consolidated financial statements, whether due to fraud or error, design and perform audit procedures responsive to those risks, and obtain audit evidence that is sufficient and appropriate to provide a basis for our opinion. The risk of not detecting a material misstatement resulting from fraud is higher than for one resulting from error, as fraud may involve collusion, forgery, intentional omissions, misrepresentations, or the override of internal control.
- Obtain an understanding of internal control relevant to the audit in order to design audit procedures that are appropriate in the circumstances, but not for the purpose of expressing an opinion on the effectiveness of the Group's internal control.
- Evaluate the appropriateness of accounting policies used and the reasonableness of accounting estimates and related disclosures made by management.
- Conclude on the appropriateness of management's use of the going concern basis of accounting and, based on the audit evidence obtained, whether a material uncertainty exists related to events or conditions that may cast significant doubt on the Group's ability to continue as a going concern. If we conclude that a material uncertainty exists, we are required to draw attention in our auditor's report to the related disclosures in the consolidated financial statements or, if such disclosures are inadequate, to modify our opinion. Our conclusions are based on the audit evidence obtained up to the date of our auditor's report. However, future events or conditions may cause the Group to cease to continue as a going concern.
- Evaluate the overall presentation, structure and content of the consolidated financial statements, including the disclosures, and whether the consolidated financial statements represent the underlying transactions and events in a manner that achieves fair presentation.

We communicate with those charged with governance regarding, among other matters, the planned scope and timing of the audit and significant audit findings, including any significant deficiencies in internal control that we identify during our audit.

We also provide those charged with governance with a statement that we have complied with relevant ethical requirements regarding independence, and to communicate with them all relationships and other matters that may reasonably be thought to bear on our independence, and where applicable, related safeguards.

From the matters communicated with those charged with governance, we determine those matters that were of most significance in the audit of the consolidated financial statements of the current period and are therefore the key audit matters. We describe these matters in our auditor's report unless law or regulation precludes public disclosure about the matter or when, in extremely rare circumstances, we determine that a matter should not be communicated in our report because the adverse consequences of doing so would reasonably be expected to outweigh the public interest benefits of such communication.

The engagement partner on the audit resulting in this independent auditor's report is Jefferson E. Hunte.



Grant Thornton
Chartered Accountants
Basseterre, St. Kitts
June 1, 2018



TOGETHER WE SUCCEED



**CORPORATE PARTNER OF
NEVIS RENAL SOCIETY**

St. Kitts Nevis Anguilla Trading and Development Company Limited

Consolidated Statement of Financial Position

As at January 31, 2018

(expressed in Eastern Caribbean dollars)

	2018 \$	2017 \$
Assets		
Current assets		
Cash and cash equivalents (note 8)	17,372,819	20,766,839
Investment securities (note 9)	59,303,810	62,947,445
Loans to customers (note 10)	20,038,576	11,788,798
Receivables and prepayments (note 11)	19,008,731	18,840,947
Reinsurance assets (note 20)	10,822,407	1,368,473
Due from related parties (note 13)	954,956	694,582
Inventories (note 12)	46,036,360	40,857,433
Taxation recoverable (note 23)	80,113	120,914
Assets included in disposal group (note 14)	1,623,385	2,970,469
Total current assets	175,241,157	160,355,900
Non-current assets		
Investment securities (note 9)	15,123,505	13,298,832
Loans to customers (note 10)	84,509,569	85,927,126
Receivables (note 11)	4,925,254	6,216,298
Investment in associates (note 15)	10,130,402	11,276,138
Property, plant and equipment (note 16)	136,851,334	134,380,352
Investment property (note 17)	1,811,706	5,638,853
Intangible assets (note 18)	82,803	66,186
Deferred tax asset (note 23)	215,096	200,219
Total non-current assets	253,649,669	257,004,004
Total assets	428,890,826	417,359,904
Liabilities		
Current liabilities		
Borrowings (note 19)	39,143,628	41,112,998
Insurance liabilities (note 20)	27,099,962	12,193,232
Customers' deposits (note 21)	104,641,132	97,501,249
Accounts payable and other liabilities (note 22)	46,170,709	43,284,696
Tax payable (note 23)	1,085,533	1,480,032
Liabilities included in disposal group (note 14)	1,486,635	2,397,179
Due to related parties (note 13)	–	5,896
Total current liabilities	219,627,599	197,975,282
Non-current liabilities		
Borrowings (note 19)	10,851,071	12,808,609
Customers' deposits (note 21)	7,865,229	9,867,186
Accounts payable and other liabilities (note 22)	225,041	257,909
Deferred tax liability (note 23)	6,396,721	5,892,091
Total non-current liabilities	25,338,062	28,825,795
Total liabilities	244,965,661	226,801,077

St. Kitts Nevis Anguilla Trading and Development Company Limited

Consolidated Statement of Financial Position ...continued

As at January 31, 2018

(expressed in Eastern Caribbean dollars)


	2018 \$	2017 \$
Shareholders' equity		
Share capital (note 24)	52,000,000	52,000,000
Other reserves (note 25)	63,579,236	62,323,178
Retained earnings	64,603,102	71,279,215
	<u>180,182,338</u>	<u>185,602,393</u>
Non-controlling interests	<u>3,742,827</u>	<u>4,956,434</u>
Total shareholders' equity	<u>183,925,165</u>	<u>190,558,827</u>
Total liabilities and shareholders' equity	<u>428,890,826</u>	<u>417,359,904</u>

The notes on pages 27 to 107 are an integral part of these consolidated financial statements.

Approved for issue by the Board of Directors on June 1, 2018.



Chairman



Director

St. Kitts Nevis Anguilla Trading and Development Company Limited

Consolidated Statement of Income

For the year ended January 31, 2018

(expressed in Eastern Caribbean dollars)

	2018	2017
	\$	\$
Revenue	139,058,326	145,704,038
Cost of sales	(98,999,122)	(105,527,982)
Gross profit	40,059,204	40,176,056
Net interest income (note 31)	8,981,709	8,778,383
Net underwriting (loss)/income	(2,618,981)	3,268,137
Other income (note 26)	10,283,809	14,245,780
Operating income before operating expenses	56,705,741	66,468,356
Operating expenses		
Employee costs (note 27)	(25,248,035)	(24,994,778)
General and administrative (note 28)	(18,174,283)	(16,531,805)
Depreciation and amortization (note 29)	(6,551,475)	(6,463,904)
	(49,973,793)	(47,990,487)
Operating profit	6,731,948	18,477,869
Share of (loss)/income of associated companies (note 15)	(1,145,736)	368,039
Finance charges (note 30)	(5,359,345)	(5,895,007)
Profit before income tax	226,867	12,950,901
Profit before income tax attributable to:		
Parent company	1,515,874	12,772,468
Non-controlling interests	(1,289,007)	178,433
	226,867	12,950,901
Income tax expense (note 23)	(4,542,152)	(5,042,343)
(Loss)/profit for the year from continuing operations	(4,315,285)	7,908,558
Profit/(loss) for the year from discontinued operations (note 14)	49,194	(2,076,755)
(Loss)/profit for the year	(4,266,091)	5,831,803
(Loss)/profit for the year attributable to:		
Parent company	(3,000,860)	5,977,040
Non-controlling interests	(1,265,231)	(145,237)
	(4,266,091)	5,831,803
(Loss)/earnings per share		
Basic and diluted per share (note 32)	(0.058)	0.115

The notes on pages 27 to 107 are an integral part of these consolidated financial statements.

St. Kitts Nevis Anguilla Trading and Development Company Limited
 Consolidated Statement of Comprehensive Income
 For the year ended January 31, 2018

(expressed in Eastern Caribbean dollars)

	2018 \$	2017 \$
(Loss)/profit for the year	(4,266,091)	5,831,803
Other comprehensive income:		
<i>Items that may be reclassified to profit or loss</i>		
Net unrealised fair value gains/(losses) on available-for-sale financial assets (note 9)	752,429	(147,012)
<i>Items that may not be reclassified to profit or loss</i>		
Loss on retirement of property charged to revaluation surplus prior to disposal (note 16)	—	(698,068)
Total comprehensive (loss)/income for the year	(3,513,662)	4,986,723
Total comprehensive (loss)/income for the year attributable to:		
Parent company	(2,300,055)	5,477,129
Non-controlling interests	(1,213,607)	(490,406)
	(3,513,662)	4,986,723

The notes on pages 27 to 107 are an integral part of these consolidated financial statements.

St. Kitts Nevis Anguilla Trading and Development Company Limited

Consolidated Statement of Changes in Shareholders' Equity For the year ended January 31, 2018

(expressed in Eastern Caribbean dollars)

	Parent company				Total \$	
	Share capital \$	Other reserves \$	Retained earnings \$	Subtotal \$		Non- controlling interests \$
Balance at January 31, 2016	52,000,000	62,885,678	67,839,586	182,725,264	5,646,840	188,372,104
Comprehensive income						
Profit for the year	–	–	5,977,040	5,977,040	(145,237)	5,831,803
Transfer to reserve fund (note 25)	–	423,779	(423,779)	–	–	–
Transfer to other reserves (note 25)	–	61,290	(61,290)	–	–	–
Other comprehensive income						
Net unrealised fair value losses on available-for-sale financial assets (note 9)	–	(139,219)	–	(139,219)	(7,793)	(147,012)
Loss on retirement of property, plant and equipment charged to revaluation surplus prior to disposal (note 16)	–	(360,692)	–	(360,692)	(337,376)	(698,068)
Transfers of revaluation surplus to retained earnings on disposal of property (note 25)	–	(547,658)	547,658	–	–	–
Transaction with owners						
Dividends (note 24)	–	–	(2,600,000)	(2,600,000)	(200,000)	(2,800,000)
Balance at January 31, 2017	52,000,000	62,323,178	71,279,215	185,602,393	4,956,434	190,558,827
Comprehensive loss						
Loss for the year	–	–	(3,000,860)	(3,000,860)	(1,265,231)	(4,266,091)
Transfer to reserve fund (note 25)	–	513,992	(513,992)	–	–	–
Transfer to other reserves (note 25)	–	41,261	(41,261)	–	–	–
Other comprehensive income						
Net unrealised fair value gains on available-for-sale financial assets (note 9)	–	700,805	–	700,805	51,624	752,429
Transaction with owners						
Dividends (note 24)	–	–	(3,120,000)	(3,120,000)	–	(3,120,000)
Balance at January 31, 2018	52,000,000	63,579,236	64,603,102	180,182,338	3,742,827	183,925,165

The notes on pages 27 to 107 are an integral part of these consolidated financial statements.

St. Kitts Nevis Anguilla Trading and Development Company Limited

Consolidated Statement of Cash Flows

For the year ended January 31, 2018

(expressed in Eastern Caribbean dollars)

	2018 \$	2017 \$
Cash flows from operating activities		
Profit before income tax	226,867	12,950,901
Items not affecting cash:		
Interest expense	7,888,149	8,192,455
Depreciation and amortization	7,699,973	7,745,362
Share of (loss)/income of associated companies	1,145,736	(368,039)
Write-back of internal health plan provision	(14,500)	(3,999,412)
Impairment losses on loans to customers	(201,902)	140,091
Recoveries on receivables	(235,110)	(105,082)
Gains on disposals of property and equipment	(413,406)	(230,691)
Dividend income	(637,710)	(484,408)
Interest income	(12,441,307)	(12,335,699)
Operating profit before working capital changes	3,016,790	11,505,478
Cash flows used in operating activities before changes in operating assets and liabilities		
Increase in loans to customers	(6,549,787)	(3,485,709)
Decrease in receivables and prepayments	1,358,370	5,452,621
(Increase)/decrease in reinsurance assets	(9,453,934)	2,311,667
Increase in due from related parties	(260,374)	(260,242)
(Increase)/decrease in inventories	(5,178,927)	3,757,420
Increase/(decrease) in insurance liabilities	14,906,730	(1,608,000)
Increase in customers' deposits	5,149,563	6,184,194
Increase in accounts payable and other liabilities	2,488,010	116,184
Decrease in due to related parties	(5,896)	(194,104)
Net cash generated from operating activities before interest receipts and payments and tax	5,470,545	23,779,509
Interest received	10,525,870	10,419,846
Taxes paid	(4,406,097)	(4,277,278)
Interest paid	(3,470,714)	(5,238,511)
Net cash from operating activities from continuing operations	8,119,604	24,683,566
Net cash from operating activities from discontinued operations (note 14)	125,810	124,206
Net cash from operating activities	8,245,414	24,807,772

St. Kitts Nevis Anguilla Trading and Development Company Limited
 Consolidated Statement of Cash Flows ...continued
 For the year ended January 31, 2018

(expressed in Eastern Caribbean dollars)

	2018 \$	2017 \$
Cash flows from investing activities		
Interest received	1,978,358	2,140,282
Proceeds from disposals of property and equipment	1,105,724	925,786
Dividends received	637,710	847,838
Purchase of intangible assets	(66,656)	–
Additions to investment property	(2,108,352)	(2,150,745)
Purchase of property, plant and equipment	(4,877,735)	(8,217,372)
Redemption/(purchase) of investment securities, net	2,427,938	(11,274,149)
Net cash used in investing activities from continuing operations	(903,013)	(17,728,360)
Net cash from investing activities from discontinued operations (note 14)	–	8,555,706
Net cash used in investing activities	(903,013)	(9,172,654)
Cash flows from financing activities		
Dividends paid	(2,740,365)	(2,602,657)
Repayments of borrowings, net	(3,926,908)	(3,270,542)
Interest paid on borrowings	(4,429,072)	(3,374,442)
Net cash used in financing activities from continuing operations	(11,096,345)	(9,247,641)
Net cash used in financing activities from discontinued operations (note 14)	–	(7,794,347)
Net cash used in financing activities	(11,096,345)	(17,041,988)
Net decrease in cash and cash equivalents	(3,753,944)	(1,406,870)
Cash and cash equivalents at beginning of year	22,018,832	23,425,702
Cash and cash equivalents at end of year	18,264,888	22,018,832
Represented by:		
Cash and cash equivalents (note 8)	17,372,819	20,766,839
Cash under assets included in disposal group (note 14)	892,069	1,251,993
Cash and cash equivalents at end of year	18,264,888	22,018,832

The notes on pages 27 to 107 are an integral part of these consolidated financial statements.



TOGETHER WE SUCCEED



POT & PAINT MOTHER'S DAY IN-STORE ACTIVITY

St. Kitts Nevis Anguilla Trading and Development Company Limited

Notes to Consolidated Financial Statements

January 31, 2018

(expressed in Eastern Caribbean dollars)

1 Nature of operations

St. Kitts Nevis Anguilla Trading and Development Company Limited (the “Company”) and its subsidiaries (collectively referred to as the “Group”) is engaged in the business of general trading, general services, vehicle sales, auto and equipment rental, hire purchase financing, insurance, consumer and mortgage financing, travel agency, tour operations, real estate development, hotel operations and shipping.

2 General information and statement of compliance with International Financial Reporting Standards (IFRS)

The Company was incorporated on January 8, 1973 as a public limited company under the Companies Act Chapter 335 of the Laws of St. Kitts and Nevis. The registered office of the Company is situated at Fort Street, Basseterre, St. Kitts. The Company’s shares are listed on the Eastern Caribbean Securities Exchange.

The accompanying consolidated financial statements are the financial statements of the Group and have been prepared in accordance with IFRS and International Financial Reporting Interpretations Committee (IFRIC) interpretations as issued by the International Accounting Standards Board (IASB). The consolidated financial statements have been prepared under the historical cost convention, as modified by the revaluation of land and buildings and available-for-sale (AFS) financial assets. The measurement bases are fully described in the summary of accounting policies.

3 Changes in accounting policies

New standards and amendments to standards effective for the financial year beginning February 1, 2017

Certain new standards, interpretations and amendments to existing standards have been published that became effective during the current financial year. Of the new and amendments to existing standards, the Group has assessed the relevance of all such new standards and amendments and has adopted the following which are relevant to its operations.

- Amendments to International Accounting Standard (IAS) 12, ‘Income Taxes’. The amendments clarify the accounting for deferred tax where an asset is measured at fair value and that fair value is below the asset’s tax base. They also clarify certain other aspects of accounting for deferred tax assets. Deferred tax assets are assessed in combination with other deferred tax assets where the tax law does not restrict the source of taxable profits against which particular types of deferred tax assets can be recovered. Where restrictions apply, deferred tax assets are assessed in combination only with other deferred tax assets of the same type. The amendment also clarifies that tax deductions resulting from the reversal of deferred tax assets are excluded from the estimated future taxable profit that is used to evaluate the recoverability of those assets. There was no impact from the adoption of this amendment.
- Amendments to IAS 7, ‘Statement of Cash flows’. The amendment introduces an additional disclosure that will enable users of consolidated financial statements to evaluate changes in liabilities arising from financing activities. The amendment is part of the IASB’s Disclosure Initiative, which continues to explore how consolidated financial statement disclosure can be improved. An entity is required to disclose information that will allow users to understand changes in liabilities arising from financing activities. This includes changes arising from cash flows, such as drawdowns and repayments of borrowings; and non-cash changes, such as acquisitions, disposals and unrealised exchange differences. There was no impact on implementation.

St. Kitts Nevis Anguilla Trading and Development Company Limited

Notes to Consolidated Financial Statements

January 31, 2018

(expressed in Eastern Caribbean dollars)

3 Changes in accounting policies ...continued

Standards, amendments and interpretations to existing standards that are not yet effective and have not been adopted early by the Group

At the date of authorisation of these consolidated financial statements, certain new standards, and amendments to existing standards have been published by the IASB that are not yet effective, and have not been adopted early by the Group. Information on those expected to be relevant to the Group's consolidated financial statements is provided below.

Management anticipates that all relevant pronouncements will be adopted in the Group's accounting policies for the first period beginning after the effective date of the pronouncement.

- IAS 40 (Amendment), 'Investment Property', – Reclassification to and from investment property (effective from January 1, 2018). The amendment states that an entity shall transfer a property to, or from, investment property when, and only when, there is evidence of a change in use. A change of use occurs if property meets, or ceases to meet, the definition of investment property. A change in management's intentions for the use of a property by itself does not constitute evidence of a change in use. The amendment provided a non-exhaustive list of examples constituting change in use. Management has assessed that this amendment has no significant impact on the Group's consolidated financial statements.
- IFRS 9 (2014), 'Financial Instruments', (effective from January 1, 2018). This new standard on financial instruments will replace IAS 39, 'Financial Instruments: Classification and Measurement', and IFRS 9 (2009, 2010 and 2013 versions). This standard contains, among others, the following:
 - three principal classification categories for financial assets based on the business model of how an entity is managing its financial instruments;
 - an expected credit loss (ECL) model in determining impairment of all financial assets that are not measured at fair value through profit or loss (FVTPL), which generally depends on whether there has been a significant increase in credit risk since the initial recognition of a financial asset; and
 - a new model on hedge accounting that provides significant improvements principally by aligning hedge accounting more closely with the risk management activities undertaken by entities when hedging their financial and non-financial risk exposures.

In accordance with the financial asset classification principle of IFRS 9 (2014), a financial asset is classified and measured at amortized cost if the asset is held within a business model whose objective is to hold financial assets in order to collect the contractual cash flows that represent solely payments of principal and interest (SPPI) on the principal outstanding. Moreover, a financial asset is classified and subsequently measured at fair value through other comprehensive income if it meets the SPPI criterion and is held in a business model whose objective is achieved by both collecting contractual cash flows and selling the financial assets. All other financial assets are measured at FVTPL.

In addition, IFRS 9 (2014) allows entities to make an irrevocable election to present subsequent changes in the fair value of an equity instrument that is not held for trading in other comprehensive income.

St. Kitts Nevis Anguilla Trading and Development Company Limited

Notes to Consolidated Financial Statements

January 31, 2018

(expressed in Eastern Caribbean dollars)

3 Changes in accounting policies ...continued

Standards, amendments and interpretations to existing standards that are not yet effective and have not been adopted early by the Group ...continued

The accounting for embedded derivatives in host contracts that are financial assets is simplified by removing the requirement to consider whether or not they are closely related, and, in most arrangements, does not require separation from the host contract.

For liabilities, the standard retains most of the IAS 39 requirements which include amortized cost accounting for most financial liabilities, with bifurcation of embedded derivatives. The amendment also requires changes in the fair value of an entity's own debt instruments caused by changes in its own credit quality to be recognized in other comprehensive income rather than in profit or loss.

Based on an assessment of the Group's financial assets and liabilities as at January 31, 2018, which has been limited to the facts and circumstances existing at that date, management has identified the following areas that are expected to be most impacted by the application of IFRS 9 (2014):

- On classification and measurement of the Group's financial assets, management holds most financial assets to hold and collect the associated cash flows and is currently assessing the underlying types of cash flows to classify financial assets correctly. Management expects the majority of receivables to continue to be accounted for at amortised cost. However, a number of AFS financial assets are likely to be measured at fair value through profit or loss as the cash flows are not solely payments of principal and interest.
- The expected credit loss model will apply to the Group's receivables and investments currently classified as loans and receivables and AFS financial assets. For other financial assets and receivables, the Group will apply a simplified model of recognizing lifetime expected credit losses as these items do not have a significant financing component.
- The Group's equity securities, whether quoted or not, will be measured at fair value with changes in fair value presented either in profit or loss or in other comprehensive income. To present changes in other comprehensive income requires making an irrevocable designation on initial recognition or at the date of transition.
- IFRS 10 (Amendments), 'Consolidated Financial Statements', and IAS 28 (Amendments), 'Investments in Associates and Joint Ventures' – Sale or Contribution of Assets between an Investor and its Associates or Joint Venture (effective date deferred indefinitely). The amendments to IFRS 10 require full recognition in the investor's financial statements of gains or losses arising on the sale or contribution of assets that constitute a business as defined in IFRS 3, 'Business Combinations', between an investor and its associate or joint venture. Accordingly, the partial recognition of gains or losses (i.e., to the extent of the unrelated investor's interests in an associate or joint venture) only applies to the sale or contribution of assets that do not constitute a business. Corresponding amendments have been made to IAS 28 to reflect these changes. In addition, IAS 28 has been amended to clarify that when determining whether assets that are sold or contributed constitute a business, an entity shall consider whether the sale or contribution of those assets is part of multiple arrangements that should be accounted for as a single transaction.

St. Kitts Nevis Anguilla Trading and Development Company Limited

Notes to Consolidated Financial Statements

January 31, 2018

(expressed in Eastern Caribbean dollars)

3 Changes in accounting policies ...continued

Standards, amendments and interpretations to existing standards that are not yet effective and have not been adopted early by the Group ...continued

- IFRS 15, 'Revenue from contracts with customers' deals with revenue recognition and establishes principles for reporting useful information to users of consolidated financial statements about the nature, amount, timing and uncertainty of revenue and cash flow arising from an entity's contracts with customers. Revenue is recognised when a customer obtains control of a good or service and thus has the ability to direct the use and obtain the benefits from the good or service. The standard is effective for annual periods beginning on or after January 1, 2018. The impact of IFRS 15 is being assessed by the Group.
- IFRIC 22, 'Foreign Currency Transactions and Advance Consideration', - Interpretation on Foreign Currency Transactions and Advance Consideration (effective from January 1, 2018). The interpretation provides more detailed guidance on how to account for transactions that include the receipt or payment of advance consideration in a foreign currency. The Interpretation states that the date of the transaction, for the purpose of determining the exchange rate, is the date of initial recognition of the non-monetary asset (arising from advance payment) or liability (arising from advance receipt). If there are multiple payments or receipts in advance, a date of transaction is established for each payment or receipt. Management has initially assessed that this amendment has no material impact on the Group's consolidated financial statements.
- Annual Improvements to IFRS 2014-2016 Cycle. Among the improvements, IAS 28 (Amendment), 'Investment in Associates' – Clarification on Fair Value through Profit or Loss Classification (effective from January 1, 2018) is relevant to the Group. The amendments clarify that the option for venture capital organizations, mutual funds and other similar entities to elect the fair value through profit or loss classification in measuring investments in associates and joint ventures shall be made at initial recognition, separately for each associate or joint venture. Management has initially assessed that this amendment has no material impact on the Group's consolidated financial statements.
- IAS 28 (Amendment), 'Investment in Associates' – Long-term Interest in Associates and Joint Ventures (effective from January 1, 2019). The amendment clarifies that the scope exclusion in IFRS 9 (2014) applies only to ownership interests accounted for using the equity method. Thus, the amendment further clarifies that long term interests in an associate or joint venture – to which the equity method is not applied – must be accounted for under IFRS 9 (2014), which shall also include long term interests that, in substance, form part of the entity's net investment in an associate or joint venture. Management is currently assessing the impact of this new standard on its consolidated financial statements.
- IFRS 9 (Amendment), 'Financial Instruments', – Prepayment Features with Negative Compensation (effective from January 1, 2019). The amendment clarifies that prepayment features with negative compensation attached to financial instruments may still qualify under the SPPI test. As such, the financial assets containing prepayment features with negative compensation may still be classified at amortized cost or at FVTOCI. Management is currently assessing the impact of this new standard on its consolidated financial statements.

St. Kitts Nevis Anguilla Trading and Development Company Limited

Notes to Consolidated Financial Statements

January 31, 2018

(expressed in Eastern Caribbean dollars)

3 Changes in accounting policies ...continued

Standards, amendments and interpretations to existing standards that are not yet effective and have not been adopted early by the Group ...continued

- IFRS 16, 'Leases', eliminates the current dual accounting model for lessees, which distinguishes between on-statement of financial position finance leases and off-statement of financial position operating leases. Instead, there is a single, on-statement of financial position accounting model that is similar to current finance lease accounting.

Lessor accounting remains similar to current practice – i.e. lessors continue to classify leases as finance and operating leases. For lessees, the lease becomes an on-statement of financial position liability that attracts interest, together with a right to use assets also being recognized on the consolidated statement of financial position. In other words, lessees will appear to become more asset-rich but also more heavily indebted.

The impacts are not limited to the consolidated statement of financial position. There are also changes in accounting over the life of the lease. In particular, companies will now recognise a front-loaded pattern of expense for most leases, even when they pay constant annual rentals. The standard is effective for annual periods beginning on or after January 1, 2019. The impact of IFRS 16 is being assessed by the Group.

- IFRIC 23, 'Uncertainty over Income Tax Treatments' (effective from January 1, 2019). The interpretation provides clarification on the determination of taxable profit, tax bases, unused tax losses, unused tax credits, and tax rates when there is uncertainty over income tax treatments. The core principle of the interpretation requires the Group to consider the probability of the tax treatment being accepted by the taxation authority. When it is probable that the tax treatment will be accepted, the determination of the taxable profit, tax bases, unused tax losses, unused tax credits, and tax rates shall be on the basis of the accepted tax treatment. Otherwise, the Group has to use the most likely amount or the expected value, depending on the surrounding circumstances, in determining the tax accounts identified immediately above. Management is currently assessing the impact of this new standard in its consolidated financial statements.
- Annual Improvements to IFRS 2015-2017 Cycle (effective from January 1, 2019). Among the improvements, the following amendments are relevant to the Group will have had no material impact on the Group's consolidated financial statements as these amendments merely clarify existing requirements:
 - IAS 12 (Amendments), 'Income Taxes – Tax Consequences of Dividends'. The amendments clarify that all income tax consequences of dividend payments should be recognized in profit or loss.
 - IAS 23 (Amendments), 'Borrowing Costs – Eligibility for Capitalization'. The amendments clarify that any specific borrowing which remains outstanding after the related qualifying asset is ready for its intended purpose, will then form part of the entity's general borrowings when calculating the capitalization rate for capitalization purposes.
 - IFRS 3 (Amendments), 'Business Combinations', and IFRS 11 (Amendments), 'Joint Arrangements – Remeasurement of Previously Held Interests in a Joint Operation'. The amendments clarify that previously held interest in a joint operation shall be remeasured when the Group obtains control of the business. On the other hand, previously held interests in a joint operation shall not be remeasured when the Group obtains joint control of the business.

St. Kitts Nevis Anguilla Trading and Development Company Limited

Notes to Consolidated Financial Statements

January 31, 2018

(expressed in Eastern Caribbean dollars)

4 Summary of accounting policies

The consolidated financial statements have been prepared using the significant accounting policies and measurement bases summarized below.

a) Basis of consolidation

The Group financial statements consolidate those of the parent company and all of its subsidiaries as at January 31, 2018. The parent controls a subsidiary if it is exposed, or has rights, to variable returns from its involvement with the subsidiary and has the ability to affect those returns through its power over the subsidiary. All subsidiaries have a reporting date of January 31.

All transactions and balances between the Group companies are eliminated on consolidation, including unrealised gains and losses on transactions between Group companies. Where unrealised losses on intra-group asset sales are reversed on consolidation, the underlying asset is also tested for impairment from a group perspective. Amounts reported in the financial statements of subsidiaries have been adjusted where necessary to ensure consistency with the accounting policies adopted by the Group.

Profit or loss and other comprehensive income of subsidiaries acquired or disposed of during the year are recognised from the effective date of acquisition, or up to the effective date of disposal, as applicable.

Non-controlling interests, presented as part of equity, represent the portion of a subsidiary's profit or loss and net assets that is not held by the Group. The Group attributes total comprehensive income or loss of subsidiaries between the owners of the parent and the non-controlling interests based on their respective ownership interests.

b) Investment in associates

Associates are those entities over which the Group is able to exert significant influence but which are not subsidiaries. They are accounted for using the equity method. Under the equity method, the investment in an associate is initially recognised at cost and subsequently adjusted to recognise changes in the Group's share of net assets of the associate since the acquisition date. Goodwill relating to the associate is included in the carrying amount of the investment and is neither amortised nor individually tested for impairment.

The consolidated statement of income reflects the Group's share of the results of operations of the associate. Any change in other comprehensive income of those investees is presented as part of the Group's other comprehensive income. In addition, when there has been a change recognised directly in the equity of the associate, the Group recognises its share of any changes, when applicable, in the consolidated statement of changes in equity. Unrealised gains and losses resulting from transactions between the Group and the associate are eliminated to the extent of the interest in the associate.

The aggregate of the Group's share of profit or loss of an associate is shown on the face of the consolidated statement of income. When necessary, adjustments are made to bring the accounting policies in line with those of the Group.

After application of the equity method, the Group determines whether it is necessary to recognise an impairment loss on its investment in its associate. At each reporting date, the Group determines whether there is objective evidence that the investment in the associate is impaired. If there is such evidence, the Group calculates the amount of impairment as the difference between the recoverable amount of the

St. Kitts Nevis Anguilla Trading and Development Company Limited

Notes to Consolidated Financial Statements

January 31, 2018

(expressed in Eastern Caribbean dollars)

4 Summary of accounting policies ...continued

b) Investment in associates ...continued

associate and its carrying value, then recognises the loss as 'Impairment loss on investments' in the consolidated statement of income.

Upon loss of significant influence over an associate or a joint venture, the Group measures and recognises any retained investment at its fair value. Any difference between the carrying amount of the associate upon loss of significant influence or joint control and the fair value of the retained investment and proceeds from disposal is recognised in the consolidated statement of comprehensive income.

c) Foreign currency translation

(i) Functional and presentation currency

The consolidated financial statements are presented in Eastern Caribbean dollars, which is also the functional currency.

(ii) Foreign currency transactions and balances

Foreign currency transactions are translated into the functional currency of the Group, using the exchange rates prevailing at the dates of the transactions (spot exchange rate). Foreign currency gains and losses resulting from the settlement of such transactions and from the remeasurement of monetary items denominated in foreign currency at year-end exchange rates are recognised in the consolidated statement of income.

d) Segment reporting

The Group has four main operating segments: general trading and services, insurance, financing and hotel and restaurant operations. In identifying these operating segments, management generally follows the Group's service lines representing its main products and services.

Each of these operating segments is managed separately as each requires different technologies, marketing approaches and other resources. All inter-segment transfers are carried out at cost.

For management purposes, the Group uses the same measurement policies as those used in its consolidated financial statements. Income taxes are managed and computed on a group-wide basis and are not allocated to operating segments. The Board of Directors monitors the operating results of its business units separately for the purpose of making decisions about resource allocation and performance assessment. Segment performance is evaluated based on profit or loss and is measured consistently with profit or loss in the consolidated financial statements.

e) Revenue recognition

Revenue arises from the sale of goods and the rendering of services. It is measured at the fair value of consideration received or receivable, excluding sales taxes, rebates, and trade discounts. The Group applies the revenue recognition criteria set out below to each separately identifiable component of the sales transaction.

St. Kitts Nevis Anguilla Trading and Development Company Limited

Notes to Consolidated Financial Statements

January 31, 2018

(expressed in Eastern Caribbean dollars)

4 Summary of accounting policies ...continued

e) Revenue recognition ...continued

Retail sales

Sale of goods is recognised when the Group has transferred to the buyer the significant risks and rewards of ownership, generally when the customer has taken undisputed delivery of the goods.

Revenue from the sale of goods with no significant service obligation is recognized on delivery of goods and customer acceptance.

When goods are sold together with customer loyalty incentives, the consideration receivable is allocated between the sale of goods and sale of incentives based on their fair values. Revenue from sale of incentives is recognised when they are redeemed by customers in exchange for products supplied by the Group.

Rendering of services

The Group generates revenues from general services which include but are not limited to tour operations, travel agency, airport handling, after-sales service and maintenance. Consideration received for these services is initially deferred, included in other liabilities and is recognised as revenue in the period when the service is performed.

Premium income

Premiums written are accounted for in the year in which the risks are assumed. The unearned portions of premiums and the acquisition cost relating to the period of risk extending beyond the end of the financial year are deferred to subsequent accounting periods. As long as the policy remains in force, the policy premium (revenue) is recognised over the term of the policy using the daily pro-rata method.

Commissions earned on reinsurance premiums ceded are recognised in the consolidated statement of income on the same basis as the underlying reinsurance premiums are expensed.

Interest income

Interest income is reported on the accrual basis using the effective interest method.

Hire purchase sales

Revenue is recognised when the significant risks and rewards of ownership have been transferred to the customer, the associated costs and possible return of goods can be estimated reliably, there is no continuing management involvement with the goods, and the amount of revenue can be measured reliably.

Commission income

If the Group acts in the capacity of an agent rather than as the principal in a transaction, then the revenue recognized is the net amount of commission made by the Group and is recognized when earned.

Dividend income

Dividend income is recognised when the right to receive a dividend is established.

Rental income

The Group also earns rental income from operating leases of its buildings and construction equipment. Rental income is recognised on a straight-line basis over the term of the lease.

St. Kitts Nevis Anguilla Trading and Development Company Limited

Notes to Consolidated Financial Statements

January 31, 2018

(expressed in Eastern Caribbean dollars)

4 Summary of accounting policies ...continued

e) Revenue recognition ...continued

Other income

Revenue earned from non-routine services and miscellaneous transactions are categorised as other revenue and recognised on the accrual basis.

f) Expenses

Expenses are recognized in the consolidated statement of income upon utilisation of the service or as incurred. Expenditure for warranties is recognised when the Group incurs an obligation, which is typically when the related goods are sold or services provided.

g) Leases

The Group accounts for its leases as follows:

Group as a lessor

Leases wherein the Group substantially transfers to the lessee all risks and benefits incidental to ownership of the leased item are classified as finance leases and are presented as part of accounts receivable at an amount equal to the Group's net investment in the lease. Finance income is recognized based on the pattern reflecting a constant periodic rate of return on the Group's net investment outstanding in respect of the finance lease.

Leases which do not transfer to the lessee substantially all the risks and benefits of ownership of the asset are classified as operating leases. Lease income from operating leases is recognized in the consolidated statement of income on a straight-line basis over the lease term (see note 4e).

Group as a lessee

Leases which do not transfer to the Group substantially all the risks and benefits of ownership of the asset are classified as operating leases. Operating lease payments (net of any incentive received from the lessor) are recognized as an expense in the consolidated statement of income on a straight-line basis over the lease term. Associated costs, such as repairs and maintenance and insurance, are expensed as incurred.

The Group determines whether an arrangement is, or contains, a lease based on the substance of the arrangement. It makes an assessment of whether the fulfillment of the arrangement is dependent on the use of a specific asset or assets and the arrangement conveys a right to use the asset.

h) Borrowing costs

General and specific borrowing costs directly attributable to the acquisition, construction or production of qualifying assets, which are assets that necessarily take a substantial period of time to get ready for their intended use or sale, are added to the cost of those assets, until such time as the assets are substantially ready for their intended use or sale.

Investment income earned on the temporary investment of specific borrowings pending their expenditure on qualifying assets is deducted from the borrowing costs eligible for capitalization.

St. Kitts Nevis Anguilla Trading and Development Company Limited

Notes to Consolidated Financial Statements

January 31, 2018

(expressed in Eastern Caribbean dollars)

4 Summary of accounting policies ...continued

h) Borrowing costs ...continued

All other borrowing costs are recognised in the consolidated statement of income in the period in which they are incurred using the effective interest method.

i) Property, plant and equipment

Land and buildings comprise of mainly the warehouse, offices and retail stores. Land and buildings are shown at fair value, based on periodic (every five years) valuations by external independent valuers, less subsequent depreciation for buildings. Any accumulated depreciation at the date of revaluation is eliminated against the gross carrying amount of the asset, and the net amount is restated to the revalued amount of the asset. All other property, plant and equipment are stated at historical cost less depreciation. Historical cost includes expenditure that is directly attributable to the acquisition of the items.

Subsequent costs are included in the asset's carrying amount or recognised as a separate asset, as appropriate, only when it is probable that future economic benefits associated with the item will flow to the Group and the cost of the item can be measured reliably. All other repairs and maintenance are charged to the consolidated statement of income during the financial period in which they are incurred.

Increases in the carrying amount arising on revaluation of land and buildings are credited to revaluation reserves in equity. Decreases that offset previous increases of the same asset are charged against reserves directly in equity; all other decreases are charged to the consolidated statement of income.

Land is not depreciated. Depreciation on other assets is calculated using the reducing balance method to allocate the cost of each asset to their residual values over the estimated useful lives using the annual rates below.

Buildings	2%
Furniture and fittings	15%
Construction equipment rentals	40%
Plant and machinery	20%
Containers	20%
Motor vehicles	20%
Computers and equipment	20% - 40%

The assets' residual values and useful lives are reviewed and adjusted if appropriate at each reporting date.

Property, plant and equipment are periodically reviewed for impairment. An asset's carrying amount is written down immediately to its recoverable amount if the asset's carrying amount is greater than its estimated recoverable amount.

Gains and losses on disposals are determined by comparing the proceeds with the carrying amount and are recognised within "Other income" in the consolidated statement of income.

When revalued assets are sold, any amounts included in revaluation reserves are transferred to retained earnings.

St. Kitts Nevis Anguilla Trading and Development Company Limited

Notes to Consolidated Financial Statements

January 31, 2018

(expressed in Eastern Caribbean dollars)

4 Summary of accounting policies ...continued

j) Investment property

Property held for rental under an operating lease agreement, which comprises of land and buildings is classified as investment property and carried at cost net of accumulated depreciation, except for land, which is carried at cost less any impairment in value. Depreciation on buildings is calculated using the straight-line method to allocate the cost to its residual value over its estimated useful life at 2% per annum.

The residual value, useful life and method of depreciation of the asset are reviewed and adjusted, if appropriate, at the end of each reporting period.

Investment property is derecognized when it has been disposed of or when it is permanently withdrawn from use and no future economic benefit is expected from its disposal. Any gains and losses on the retirement and disposal of investment property are recognized in the consolidated statement of income in the period of retirement or disposal.

k) Intangible assets

Intangible assets of the Group pertain to computer software. Acquired computer software is capitalised on the basis of the costs incurred to acquire and bring to use the specific software. Subsequently, these intangible assets are measured at cost less accumulated amortization and any accumulated impairment losses. These costs are amortised over their estimated useful life of three to five years (20% - 33% annual rate). The amortization period and the amortization method used for the computer software are reviewed at each reporting period.

Computer software is assessed for impairment whenever there is an indication that they may be impaired. Changes in the expected useful life or the expected pattern of consumption of future economic benefits embodied in the asset is accounted for by changing the amortization period or method, as appropriate, and are treated as changes in accounting estimates.

Costs associated with maintaining computer software programmes are recognised as an expense when incurred.

l) Impairment of non-financial assets

Non-financial assets that are subject to depreciation and amortisation are reviewed for impairment whenever events or changes in circumstances indicate that the carrying amount may not be recoverable. An impairment loss is recognised for the amount by which the asset's carrying amount exceeds its recoverable amount. The recoverable amount is the higher of an asset's fair value less costs to sell and value in use.

For the purposes of assessing impairment, assets are grouped at the lowest levels for which there are separately identifiable cash flows (cash-generating units). Non-financial assets other than goodwill that suffered an impairment are reviewed for possible reversal of the impairment at each reporting date.

St. Kitts Nevis Anguilla Trading and Development Company Limited

Notes to Consolidated Financial Statements

January 31, 2018

(expressed in Eastern Caribbean dollars)

4 Summary of accounting policies ...continued

m) Financial instruments

Recognition, initial measurement and derecognition

Financial assets and financial liabilities are recognised when the Group becomes a party to the contractual provisions of the financial instrument and are measured initially at fair value adjusted for transaction costs, except for those carried at fair value through profit or loss which are measured initially at fair value. Subsequent measurement of financial assets and financial liabilities is described below.

Financial assets are derecognised when the contractual rights to the cash flows from the financial asset expire, or when the financial asset and all substantial risks and rewards are transferred. A financial liability is derecognised when it is extinguished, discharged, cancelled or expires.

Classification and subsequent measurement of financial assets

For the purpose of subsequent measurement, financial assets are classified into the following categories upon initial recognition:

- loans and receivables; and
- Available-for-sale (AFS) financial assets.

All financial assets are reviewed for impairment at least at each reporting date to identify whether there is any objective evidence that a financial asset or a group of financial assets is impaired. Different criteria to determine impairment are applied for each category of financial assets, which are described below.

(i) Loans and receivables

Loans and receivables are non-derivative financial assets with fixed or determinable payments that are not quoted in an active market. After initial recognition, these are measured at amortised cost using the effective interest method, less provision for impairment. Discounting is omitted where the effect of discounting is immaterial. The Group's cash and cash equivalents, loans to customers, receivables, due from related parties, corporate bonds, treasury bills and bonds, and fixed deposits fall into this category of financial instruments.

Individually significant receivables are considered for impairment when they are past due or when other objective evidence is received that a specific counterparty will default. Receivables that are not considered to be individually impaired are reviewed for impairment in groups, which are determined by reference to the industry and region of the counterparty and other shared credit risk characteristics. The impairment loss estimate is then based on recent historical counterparty default rates for each identified group.

(ii) AFS financial assets

AFS financial assets are non-derivative financial assets that are either designated to this category or do not qualify for inclusion in any of the other categories of financial assets. They are included in non-current assets unless the investment matures or management intends to dispose of it within 12 months of the end of the reporting period. The Group's AFS financial assets include quoted and unquoted securities.

St. Kitts Nevis Anguilla Trading and Development Company Limited

Notes to Consolidated Financial Statements

January 31, 2018

(expressed in Eastern Caribbean dollars)

4 Summary of accounting policies ...continued

m) Financial instruments ...continued

Classification and subsequent measurement of financial assets ...continued

(ii) AFS financial assets ...continued

Unquoted equity investments are measured at cost, less any impairment charges, as their fair value cannot currently be estimated reliably. Impairment charges are recognised in the consolidated statement of income.

Quoted equity investments are measured at fair value. Gains and losses are recognised in other comprehensive income and reported within the AFS reserve within equity, except for interest and dividend income, impairment losses and foreign exchange differences on monetary assets, which are recognised in the consolidated statement of income. When the asset is disposed of or is determined to be impaired, the cumulative gain or loss recognised in other comprehensive income is reclassified from the equity reserve to the consolidated statement of income. Interest calculated using the effective interest method and dividends are recognised in the consolidated statement of income.

Reversals of impairment losses for AFS securities are recognised in the consolidated statement of income if the reversal can be objectively related to an event occurring after the impairment loss was recognised. For AFS equity investments, impairment reversals are not recognised in the consolidated statement of income and any subsequent increase in fair value is recognised in other comprehensive income.

Classification and subsequent measurement of financial liabilities

The Group's financial liabilities include borrowings, customers' deposits, accounts payable and other liabilities (except for employee health fund and deferred revenue) and due to related parties.

Financial liabilities are measured subsequently at amortised cost using the effective interest method.

St. Kitts Nevis Anguilla Trading and Development Company Limited

Notes to Consolidated Financial Statements

January 31, 2018

(expressed in Eastern Caribbean dollars)

4 Summary of accounting policies ...continued

m) Financial instruments ...continued

Classes of financial instruments

Financial assets	Loans and receivables	Cash and cash equivalents		Deposits
				Treasury bills
		Loans to customers	Loans to individuals	Commercial loans
				Student loans
				Mortgage loans
				Personal loans
				Mortgage loans
				Commercial loans
		Investment securities	Treasury bills and bonds	Local and regional
			Corporate bonds	Local and regional
	Fixed deposits		Local and regional	
	Receivables			
	Due from related parties			
AFS financial assets	Investment securities	Equity securities	Quoted	
			Unquoted	
Financial liabilities	Financial liabilities at amortised cost	Customers' deposits	Deposits from individuals	
			Deposits from corporate entities	
			Deposits other financial institutions	
		Borrowings		
		Accounts payable and other liabilities		
Due to related parties				
Off-balance sheet financial instruments	Loan commitments			

St. Kitts Nevis Anguilla Trading and Development Company Limited

Notes to Consolidated Financial Statements

January 31, 2018

(expressed in Eastern Caribbean dollars)

4 Summary of accounting policies ...continued

n) Impairment of assets

The Group assesses at the end of each reporting period whether there is objective evidence that a financial asset or group of financial assets is impaired. A financial asset or a group of financial assets is impaired and impairment losses are incurred only if there is objective evidence of impairment as a result of one or more events that occurred after the initial recognition of the asset (a 'loss event') and that loss event (or events) has an impact on the estimated future cash flows of the financial asset or group of financial assets that can be reliably estimated. Evidence of impairment may include indications that the debtors or a group of debtors is experiencing significant financial difficulty, default or delinquency in interest or principal payments, the probability that they will enter bankruptcy or other financial reorganisation, and where observable data indicate that there is a measurable decrease in the estimated future cash flows, such as changes in arrears or economic conditions that correlate with defaults.

The Group first assesses whether objective evidence of impairment exists individually for financial assets that are individually significant, and individually or collectively for financial assets that are not individually significant. If the Group determines that no objective evidence of impairment exists for an individually assessed financial asset, whether significant or not, it includes the asset in a group of financial assets with similar credit risk characteristics and collectively assesses them for impairment. Assets that are individually assessed for impairment and for which an impairment loss is or continues to be recognised are not included in a collective assessment of impairment.

For the loans and receivables category, the amount of the loss is measured as the difference between the asset's carrying amount and the present value of estimated future cash flows (excluding future credit losses that have not been incurred) discounted at the financial asset's original effective interest rate. The carrying amount of the asset is reduced and the amount of the loss is recognised in the consolidated statement of income. If a loan or receivable has a variable interest rate, the discount rate for measuring any impairment loss is the current effective interest rate determined under the contract. As a practical expedient, the Group may measure impairment on the basis of an instrument's fair value using an observable market price.

For the purposes of a collective evaluation of impairment, financial assets are grouped on the basis of similar credit risk characteristics (i.e., on the basis of the Group's grading process that considers asset type, industry, geographical location, past-due status and other relevant factors). Those characteristics are relevant to the estimation of future cash flows for groups of such assets by being indicative of the debtors' ability to pay all amounts due according to the contractual terms of the assets being evaluated.

If, in a subsequent period, the amount of the impairment loss decreases and the decrease can be related objectively to an event occurring after the impairment was recognised (such as an improvement in the debtor's credit rating), the reversal of the previously recognised impairment loss is recognised in the consolidated statement of income.

o) Offsetting financial instruments

Financial assets and liabilities are offset and the net amount reported in the consolidated statement of financial position only when there is a legally enforceable right to offset the recognised amounts and there is intention to settle on a net basis, or to realise the asset and settle the liability simultaneously.

St. Kitts Nevis Anguilla Trading and Development Company Limited

Notes to Consolidated Financial Statements

January 31, 2018

(expressed in Eastern Caribbean dollars)

4 Summary of accounting policies ...continued

p) Insurance contracts

Classification

The Group issues contracts that transfer insurance risk or financial risk or both. Insurance contracts are those contracts that transfer significant insurance risk. Such contracts may also transfer financial risk.

Recognition and measurement

Insurance contracts issued are classified as short-term insurance contracts and long-term insurance contracts with fixed and guaranteed payments.

Short-term insurance contracts

These contracts are property, motor, marine and liability, which are generally one year renewable contracts.

Property insurance contracts mainly compensate the Group's customers for damage suffered to their properties or for the value of property lost. Customers who undertake commercial activities on their premises could also receive compensation for the loss of earnings caused by the inability to use the insured properties in their business activities (business interruption cover).

Motor insurance contracts mainly protect and indemnify the vehicle owner against loss or damage of the motor vehicle and its accessories and spare parts resulting from accidental collision or overturning, fire, external explosion, self-ignition or lightning, burglary, theft and malicious acts.

Marine insurance is designed to cover cargo movements from one location to another by air or sea, usually via commercial shipping or similar conveyances. In some cases, the commodities have to be transported inland first before being carried by air or sea. Perils insured are fire, including lightning, collision, overturning of the vessel and the collapse of bridges and robbery. Marine insurance is a non-renewable contract usually covering 1 month or less.

For all these contracts, premiums are recognised as revenue (earned premiums) proportionally over the period of coverage. The portion of premium received on in-force contracts that relates to unexpired risks at the reporting date is reported as the unearned premium liability. Premiums are shown before deduction of commissions and are gross of any taxes or duties levied on premiums.

Claims and loss adjustment expenses are charged to the consolidated statement of income as incurred based on the estimated liability for compensation owed to contract holders or third parties damaged by the contract holders. They include direct and indirect claims settlement costs and arise from events that have occurred up to the reporting date even if they have not yet been reported to the Group. The Group does not discount its liabilities for unpaid claims. Liabilities for unpaid claims are estimated using:

- the input of assessments for individual cases reported to the Group; and
- statistical analyses for the claims incurred but not reported.

These are used to estimate the expected ultimate cost of more complex claims that may be affected by external factors (such as court decisions).

St. Kitts Nevis Anguilla Trading and Development Company Limited

Notes to Consolidated Financial Statements

January 31, 2018

(expressed in Eastern Caribbean dollars)

4 Summary of accounting policies ...continued

p) Insurance contracts ...continued

Recognition and measurement ...continued

Long-term insurance contracts with fixed and guaranteed terms

These contracts insure events associated with human life (for example, death and survival) over a long duration. Premiums are recognized as revenue when they become payable by the contract holder. Premiums are shown before deduction of commission.

Benefits are recorded as an expense when they are incurred.

A liability for contractual benefits that are expected to be incurred in the future is recorded when the premiums are recognized. The liability is determined as the sum of the expected discounted value of the benefit payments and the future administration expenses that are directly related to the contract, less the expected discounted value of the theoretical premiums that would be required to meet the benefits and the administration expenses based on the valuation assumptions used. The liability is based on the assumptions as to mortality, persistency, maintenance expenses and the investment income that are established at the time the contract is issued. A margin for adverse deviation is included in the assumptions.

Reinsurance contracts held

Contracts entered into by the Group with reinsurers under which the Group is compensated for losses on one or more contracts issued by the Group are classified as reinsurance contracts held.

The benefits to which the Group is entitled under its reinsurance contracts held are recognised as reinsurance assets. The reinsurance premiums incurred are deferred and expensed over the period of risk of the underlying contract. These assets consist of short-term balances due from reinsurers as well as longer-term receivables that are dependent on the expected claims and benefits arising under the related reinsured insurance contracts. Amounts recoverable from or due to reinsurers are measured consistently with the amounts associated with the reinsured insurance contracts and in accordance with the terms of each reinsurance contract. Reinsurance liabilities are primarily premiums payable for reinsurance contracts and are recognised as an expense when due.

The Group also assesses its reinsurance assets for impairment. If there is objective evidence that the reinsurance asset is impaired, the Group reduces the carrying amount of the reinsurance asset to its recoverable amount and recognises that impairment loss in the consolidated statement of income. The Group gathers the objective evidence that a reinsurance asset is impaired using the same process adopted for financial assets held at amortised cost. The impairment loss is also calculated following the same method used for these financial assets.

Deferred policy acquisition costs (DAC)

Acquisition costs comprise the direct expenses such as commissions of acquiring insurance policies written during the financial year.

Commissions and other acquisition costs that vary with and are related to securing new policies and renewing existing policies are capitalised as DAC. The DAC is subsequently amortised over the terms of the policies as premium is earned. All other costs are recognised as expenses when incurred.

St. Kitts Nevis Anguilla Trading and Development Company Limited

Notes to Consolidated Financial Statements

January 31, 2018

(expressed in Eastern Caribbean dollars)

4 Summary of accounting policies ...continued

p) Insurance contracts ...continued

Liability adequacy test

At each reporting date, liability adequacy tests are performed to ensure the adequacy of the contract liabilities net of related DAC assets. In performing these tests, current best estimates of future contractual cash flows and claims handling and administration expenses, as well as investment income from the assets backing such liabilities are used. Any deficiency is immediately charged to the consolidated statement of income initially by writing off DAC and by subsequently establishing a provision for losses arising from liability adequacy tests (the unexpired risk provision).

Receivables and payables related to insurance contracts

Receivables and payables are recognised when due. These include amounts due to and from agents, brokers and insurance contract holders.

If there is objective evidence that an insurance receivable is impaired, the Group reduces the carrying amount of the insurance receivable accordingly and recognises that impairment loss in the consolidated statement of income. The Group gathers the objective evidence that an insurance receivable is impaired using the same process adopted for financial assets held at amortised cost. The impairment loss is also calculated under the same method used for these financial assets.

Salvage and subrogation reimbursements

Some insurance contracts permit the Group to sell (usually damaged) property acquired in settling a claim (for example, salvage). The Group may also have the right to pursue third parties for payment of some or all costs (for example, subrogation).

Estimates of salvage recoveries are included as an allowance in the measurement of the insurance liability for claims, and salvage property is recognised in other assets until the liability is settled. The allowance is the amount that can reasonably be recovered from the disposal of the property.

Subrogation reimbursements are also considered as an allowance in the measurement of the insurance liability for claims and are recognised in other assets until the liability is settled. The allowance is the amount of the assets that can be recovered from the action against the liable third party.

q) Inventories

Inventories are stated at the lower of cost and net realisable value. Cost is determined using the weighted-average method. Net realisable value is the estimated selling price in the ordinary course of business, less applicable variable selling expenses.

r) Income taxes

Tax expense recognised in the consolidated statement of income comprises the sum of deferred tax and current tax not recognised in other comprehensive income or directly in equity.

St. Kitts Nevis Anguilla Trading and Development Company Limited

Notes to Consolidated Financial Statements

January 31, 2018

(expressed in Eastern Caribbean dollars)

4 Summary of accounting policies ...continued

r) Income taxes ...continued

Current income tax assets and/or liabilities comprise those obligations to, or claims from, fiscal authorities relating to the current or prior reporting periods, that are unpaid at the reporting date. Current tax is payable on taxable profit, which differs from profit or loss in the consolidated financial statements. Calculation of current tax is based on tax rates and tax laws that have been enacted or substantively enacted by the end of the reporting period.

Deferred income taxes are calculated using the liability method on temporary differences between the carrying amounts of assets and liabilities and their tax bases. However, deferred tax is not provided on the initial recognition of an asset or liability unless the related transaction is a business combination or affects tax or accounting profit.

Deferred tax assets and liabilities are calculated, without discounting, at tax rates that are expected to apply to their respective period of realisation, provided those rates are enacted or substantively enacted by the end of the reporting period.

Deferred tax assets are recognised to the extent that it is probable that the underlying tax loss or deductible temporary difference will be utilised against future taxable income. This is assessed based on the Group's forecast of future operating results, adjusted for significant non-taxable income and expenses and specific limits on the use of any unused tax loss or credit. Deferred tax liabilities are always provided for in full.

Income tax rate

The Group is subject to corporate income taxes of 33%.

Premium tax rate

Insurers are subject to tax on premium revenues generated in certain jurisdictions. The principal rate of premium tax is 5% for general insurance and nil for life insurance.

s) Cash and cash equivalents

Cash and cash equivalents comprise cash on hand and current accounts, together with other short-term, highly liquid investments that are readily convertible into known amounts of cash and which are subject to an insignificant risk of changes in value.

t) Equity, reserves and dividend payments

Share capital represents the proceeds of shares that have been issued.

Revaluation reserve for property comprises unrealised gains and losses from revaluing land and buildings. Revaluation reserve for AFS financial assets comprises unrealised gains and losses relating to these types of financial instruments (see note 25).

St. Kitts Nevis Anguilla Trading and Development Company Limited

Notes to Consolidated Financial Statements

January 31, 2018

(expressed in Eastern Caribbean dollars)

4 Summary of accounting policies ...continued

t) Equity, reserves and dividend payments ...continued

Claims equalisation reserve represents cumulative amounts appropriated from the retained earnings of TDC Insurance Company Limited based on the discretion of the Group's Board of Directors as part of the Group's risk management strategies to mitigate against catastrophic events. These reserves are in addition to the catastrophe reinsurance cover.

The statutory reserve fund represents the reserve created by the finance subsidiary under Section 14 sub-section (1) of the Banking Act 1991 of Saint Christopher and Nevis, No. 6 of 1991, which states that every licensed financial institution shall maintain a reserve fund and shall, out of its net profits of each year, transfer to that fund a sum equal to not less than twenty percent of such profits whenever the amount of the reserve fund is less than a hundred percent of the paid-up or, as the case may be, assigned capital of the financial institution.

Retained earnings includes all current and prior period retained profits as reported in the consolidated statement of income, net of dividends.

All transactions with shareholders of the parent company are recorded separately within equity.

Dividend distributions payable to equity shareholders are included in other liabilities when the dividends have been approved in a general meeting prior to the reporting date.

u) Employee benefits

Post-employment benefit – defined contribution plan

The Group pays a fixed percentage into the TDC Pension Savings Plan for individual employees. The Group has no legal or constructive obligations to pay contributions beyond its fixed percentage contributions, which are recognised as an expense in the period that relevant employee services are received.

Short-term employee benefits

Short-term employee benefits, including holiday entitlement, are current liabilities measured at the undiscounted amount that the Group expects to pay as a result of the unused entitlement.

v) Provisions, contingent assets and contingent liabilities

Provisions for product warranties, legal disputes, onerous contracts or other claims are recognised when the Group has a present legal or constructive obligation as a result of a past event, it is probable that an outflow of economic resources will be required from the Group and amounts can be estimated reliably. Timing or amount of the outflow may still be uncertain.

Provisions are measured at the estimated expenditure required to settle the present obligation, based on the most reliable evidence available at the reporting date, including the risks and uncertainties associated with the present obligation. Where there are a number of similar obligations, the likelihood that an outflow will be required in settlement is determined by considering the class of obligations as a whole. Provisions are discounted to their present values, where the time value of money is material.

St. Kitts Nevis Anguilla Trading and Development Company Limited

Notes to Consolidated Financial Statements

January 31, 2018

(expressed in Eastern Caribbean dollars)

4 Summary of accounting policies ...continued

v) Provisions, contingent assets and contingent liabilities ...continued

Any reimbursement that the Group can be virtually certain to collect from a third party with respect to the obligation is recognised as a separate asset. However, this asset may not exceed the amount of the related provision.

No liability is recognised if an outflow of economic resources as a result of present obligations is not probable. Such situations are disclosed as contingent liabilities unless the likelihood of an outflow of resources is remote.

w) Events after the reporting date

Post year-end events that provide additional information about the Group's consolidated financial position at the reporting date (adjusting events) are reflected in the consolidated financial statements. Post year-end events that are not adjusting events are disclosed in the notes to the consolidated financial statements when material.

x) Customer loyalty programmes

The Group operates a loyalty programme where customers accumulate points for purchases made which entitle them to discounts on future purchases. The award points, which are calculated as 1% of the fair value of the consideration received, are initially recognised at the time of purchase within the consolidated statement of income.

y) (Loss)/earnings per share

Basic (loss)/earnings per share are determined by dividing (loss)/profit by the weighted average number of ordinary shares outstanding during the period after giving retroactive effect to stock dividends declared, stock splits and reverse stock splits during the period, if any.

Diluted (loss)/earnings per share are computed by adjusting the weighted average number of ordinary shares outstanding to assume conversion of dilutive potential shares. Currently, the Group does not have dilutive potential shares outstanding, hence, the diluted (loss)/earnings per share is equal to the basic (loss)/earnings per share.

z) Assets and liabilities classified as held for sale group and discontinued operations

Assets classified as held for sale are presented separately and measured at the lower of their carrying amounts immediately prior to their classification as held for sale and their fair value less costs to sell. However, some held for sale assets such as financial assets or deferred tax assets, continue to be measured in accordance with the Group's relevant accounting policy for those assets. Once classified as held for sale, the assets are not subject to depreciation or amortisation.

Any profit or loss arising from the sale or remeasurement of discontinued operations is presented as part of a single line item, profit or loss from discontinued operations.

St. Kitts Nevis Anguilla Trading and Development Company Limited

Notes to Consolidated Financial Statements

January 31, 2018

(expressed in Eastern Caribbean dollars)

4 Summary of accounting policies ...continued

aa) Significant management judgment in applying accounting policies and estimation uncertainty

When preparing the consolidated financial statements, management makes a number of judgements, estimates and assumptions about the recognition and measurement of assets, liabilities, income and expenses.

Estimates and judgements are continually evaluated and are based on historical experience and other factors, including expectations of future events that are believed to be reasonable under the circumstances. Actual results may be substantially different.

i) *Estimated impairment losses on receivables*

The Group maintains an allowance for impairment of receivables at a level considered adequate to provide for uncollectible receivables. The level of this allowance is evaluated by the Group on the basis of factors that affect the collectability of the accounts. These factors include, but are not limited to, the length of the Group's relationship with debtors, their payment behaviour and known market factors. The Group reviews the age and status of receivables, and identifies accounts that are to be provided with allowance on a continuous basis. The amount and timing of recorded expenses for any period would differ if the Group made different judgements or utilised different estimates. The carrying value of receivables and the analysis of allowance for impairment on such financial assets are shown in note 11.

ii) *Impairment losses on loans*

The Group reviews its loan portfolios to assess impairment on a periodic basis. In determining whether an impairment loss should be recorded in the consolidated statement of income, the Group makes judgements as to whether there is any observable data indicating that there is a measurable decrease in the estimated future cash flows from a portfolio of loans before the decrease can be identified with an individual loan in that portfolio. This evidence may include observable data indicating that there has been an adverse change in the payment status of borrowers, or local economic conditions that correlate with defaults on assets in the Group. Management uses estimates based on historical loss experience for assets with credit risk characteristics and objective evidence of impairment similar to those in the portfolio when scheduling its future cash flows. The methodology and assumptions used for estimating both the amount and timing of future cash flows are reviewed regularly to reduce any differences between loss estimates and actual loss experience. To the extent that the net present value of estimated cash flows differs by +/-5 percent, the provision would be estimated \$161,363 higher or \$197,713 lower, respectively (2017: \$429,382 higher or \$484,302 lower, respectively).

St. Kitts Nevis Anguilla Trading and Development Company Limited

Notes to Consolidated Financial Statements

January 31, 2018

(expressed in Eastern Caribbean dollars)

4 Summary of accounting policies ...continued

aa) Significant management judgment in applying accounting policies and estimation uncertainty

...continued

iii) *Estimated impairment of inventories*

Management recognises a provision for inventory losses when the realisable values of inventory items become lower than cost due to obsolescence or other causes. Obsolescence is based on the physical condition of inventory items. Obsolescence is also established when inventory items can no longer be utilised. Obsolete goods when identified are charged to the consolidated statement of income. The Group believes such estimates represent a fair charge for the level of inventory losses in a given year. The Group's policy is to review on an annual basis the condition of its inventory.

iv) *Valuation of property*

The Group utilizes professional valuers to determine the value of its properties. Valuations are determined through the application of different valuation methods which are all sensitive to the underlying assumptions chosen.

v) *The ultimate liability arising from claims made under insurance contracts*

The estimation of the ultimate liability arising from claims incurred under property and casualty insurance contracts is subject to several sources of uncertainty that need to be considered in determining the amount that the insurer will ultimately pay for such claims. Provisions are made at the year-end for the estimated cost of claims incurred but not settled at the reporting date, including the cost of claims incurred but not yet reported to the Group. The estimated cost of claims includes expenses to be incurred in settling claims and a deduction for the expected value of salvage and other recoveries. The Group takes all reasonable steps to ensure that it has appropriate information regarding its claims exposures. These are determined based upon previous claims experience, knowledge of events and the terms and conditions of the relevant policies and on interpretation of circumstances. Particularly relevant is experience with similar cases and historical payment trends. The approach also includes the consideration of the development of loss payment trends, the levels of unpaid claims, legislative changes, judicial decisions, economic conditions and changes in the medical condition of claimants. However, given the uncertainty in establishing claims provisions, it is likely that the final outcome will prove to be different from the original liability established.

The estimation of claims incurred but not reported ("IBNR") is generally subject to a greater degree of uncertainty than the estimation of the cost of settling claims already notified to the Group, where more information about the claim event is generally available. Claims IBNR may often not be apparent to the insurer until many years after the event giving rise to the claims has happened.

If the IBNR rates were adjusted by +/- 1%, the change in the consolidated statement of income would be to decrease or increase reported profits by approximately -/+ \$3,850 (2017: \$3,650).

Management engages loss adjusters and independent actuaries, either to assist in making or to confirm the estimate of claim liabilities. The ultimate liability arising from claims incurred under property and casualty insurance contracts may be mitigated by recovery arising from reinsurance contracts held.

St. Kitts Nevis Anguilla Trading and Development Company Limited

Notes to Consolidated Financial Statements

January 31, 2018

(expressed in Eastern Caribbean dollars)

4 Summary of accounting policies ...continued

aa) Significant management judgment in applying accounting policies and estimation uncertainty

...continued

vi) Determination of life insurance valuation assumptions

At end of each reporting period, the valuation assumptions of each component policy cash flows of life insurance consists of an assumption for the expected experience and separately, a margin for adverse deviation that reflects the degree of uncertainty in the expected experience assumption. The expected experience and the margin reflect the latest current experiences. The assumptions used for the actuarial liabilities relating to life insurance contracts disclosed in the notes to the consolidated financial statements are as follows:

Mortality

For individual life insurance policies, the mortality assumptions are made based on 1986-92 Canadian Institute of Actuaries Select and Ultimate mortality tables and are adjusted to reflect the Group's experience and territory differences based on its investigation. Additional provisions for acquired immune deficiency syndrome extra mortality based on United States experience are added to the expected mortality assumptions. Additional margin was provided for uncertainty in setting the expected mortality assumptions.

Lapses

Lapse assumptions are made based on the Group's experience. The expected lapse rate assumptions are based on the results of the study, and vary by policy year over the past 12 years. Additional margin was provided for uncertainty in setting the expected mortality assumptions.

Interest rates

The Group's investment portfolio consists of short-term interest bearing deposits, cash and government bonds and their performances are used as a basis to determine the expected assumption for future gross rate of return on invested assets. Additional allowances are made for investment expense, asset default and asset/liability mismatch.

Expense

Policy administrative expense assumptions are made based on the Group's operating experience during the year of valuation.

St. Kitts Nevis Anguilla Trading and Development Company Limited

Notes to Consolidated Financial Statements

January 31, 2018

(expressed in Eastern Caribbean dollars)

4 Summary of accounting policies ...continued

aa) Significant management judgment in applying accounting policies and estimation uncertainty

...continued

vii) Sensitivity analysis of life insurance risk

The analyses below are based on change in an assumption while holding all other assumptions constant. The purpose is to provide a measure of sensitivity of the life insurance liabilities to each individual assumption. The major risk includes interest rate and lapses.

	Change in Variable	Change in Net Policy Liabilities	
		Increase/(Decrease) 2018	2017
		\$	\$
Increase in mortality	10%	(31,328)	(24,205)
Decrease in mortality	10%	33,220	25,477
Increase in lapse margin	15%	85,669	76,569
Increase in expenses	10%	36,193	28,079
Parallel decrease in valuation	1%	308,689	272,797

5 Financial risk management

Financial risk factors

The Group's activities expose it to a variety of financial risks: market risk (including foreign currency risk, interest rate risk and price risk), credit risk and liquidity risk. The Group has not entered into forward contracts to reduce risk exposures. The Group's risk management focuses on actively seeking to minimise potential adverse effects on its financial performance.

The Group's risk management is coordinated with the Board of Directors, and focuses on actively securing the Group's short to medium-term cash flows by minimising the exposure to financial markets. Long-term financial investments are managed to generate lasting returns.

St. Kitts Nevis Anguilla Trading and Development Company Limited

Notes to Consolidated Financial Statements

January 31, 2018

(expressed in Eastern Caribbean dollars)

5 Financial risk management ...continued

Financial risk factors ...continued

The Group does not actively engage in the trading of financial assets for speculative purposes nor does it write options. The most significant financial risks to which the Group is exposed are described below.

a) Market risk

i) Foreign currency risk

The Group conducts its operations primarily in Eastern Caribbean dollars; however, some transactions are executed in various other currencies, mainly United States Dollars. Foreign currency risk arises when future commercial transactions and recognised assets and liabilities are denominated in a currency that is not the entity's functional currency. The exchange rate of the Eastern Caribbean dollar (EC\$) to the United States dollar (US\$) has been formally pegged at EC\$2.70 = US\$1.00 since July 1976, hence management considers foreign currency risk not to be significant.

ii) Cash flow and fair value interest rate risk

The Group's interest rate risk arises primarily from net interest bearing liabilities held with financial institutions with respect to the credit accounts, bank overdraft, customer deposits and long-term borrowings. Borrowings issued at variable rates expose the Group to cash flow interest rate risk. Borrowings issued at fixed rates expose the Group to fair value interest rate risk. The credit accounts, bank overdraft and the long-term borrowings bear fixed interest rates of 3.0% - 4.0%, 6.5% - 10% and 5% - 7% respectively, which exposes the Group to fair value interest rate risk. To manage interest rate risk, the Group negotiates the best rates possible and where possible considers factors such as refinancing, reviewing options and alternative financing.

Management does not believe significant interest rate risk exists at January 31, 2018. If interest rates on the Group's financial instruments were 1% higher or 1% lower with all other variables held constant, the impact on consolidated net income for the year would have been insignificant.

iii) Price risk

The Group is exposed to equity securities price risk because of equity investments held by the Group and classified in the consolidated statement of financial position as AFS financial assets. The Group's portfolio includes securities that are quoted on the Eastern Caribbean Securities Exchange, and its exposure to equity securities price risk is not material because the total of these securities is insignificant in relation to its consolidated statement of financial position and because of the limited volatility in this market. The Group does not hold equity securities that are quoted on the world's major securities markets. If market prices as at January 31, 2018 had been 10% higher/lower with all other variables held constant, the change in equity securities would have been insignificant.

St. Kitts Nevis Anguilla Trading and Development Company Limited

Notes to Consolidated Financial Statements

January 31, 2018

(expressed in Eastern Caribbean dollars)

5 Financial risk management ...continued

Financial risk factors ...continued

b) Credit risk

Credit risk arises from the possibility that counterparties may default on their obligations to the Group. The Group's credit risk arises from cash at banks, as well as credit exposures to customers and receivables. Cash at banks are only held with well-known reputable banks and financial institutions. If no independent rating exists for customers, management assesses the credit quality of customers on an individual basis, taking into account their financial position, credit history and other factors. The utilization of credit limits is regularly monitored. Services rendered to customers are settled primarily in cash and cheques.

The Group has made adequate allowance for impairment for any potential credit losses and the amount of the Group's maximum exposure to credit risk is indicated by the carrying amount of its financial assets.

	2018	2017
	\$	\$
Cash at banks and cash equivalents	17,280,444	20,670,971
Investment securities	74,427,315	76,246,277
Loans to customers	104,548,145	97,715,924
Receivables	18,068,768	20,696,594
Due from related parties	954,956	694,582
Assets included in disposal group	1,623,385	2,970,469
	216,903,013	218,994,817

The Group continuously monitors defaults of customers and other counterparties, identified either individually or by groups of similar customers, and incorporates this information into its credit risk controls. Where available at reasonable cost, external credit ratings and/or reports on customers and other counterparties are obtained and used. The Group's policy is to deal only with creditworthy counterparties. The Group's management considers that all of the above financial assets that are not impaired or past due for each of the January 31 reporting dates under review are of good credit quality.

At January 31, the Group has certain receivables that have not been settled by the contractual due date but are not considered to be impaired. The amounts at January 31, analysed by the length of time past due are disclosed in note 11.

In respect of receivables, the Group is not exposed to any significant credit risk exposure to any single counterparty or any group of counterparties having similar characteristics. Receivables consist of a large number of customers in various industries and geographical areas. Based on historical information about customer default rates management considers the credit quality of receivables that are not past due or impaired to be good.

St. Kitts Nevis Anguilla Trading and Development Company Limited

Notes to Consolidated Financial Statements

January 31, 2018

(expressed in Eastern Caribbean dollars)

5 Financial risk management ...continued

Financial risk factors ...continued

b) Credit risk ...continued

The credit risk for cash and cash equivalents, fixed deposits, corporate bonds and treasury bills and bonds is considered negligible, except for Caribbean Commercial Bank of Anguilla Limited and National Bank of Anguilla Limited (see note 9), since the counterparties are well-known reputable institutions.

No impairment loss has been recorded in relation to the Group's cash and cash equivalents, fixed deposits, corporate bonds and treasury bills and bonds and AFS financial assets.

Loans to customers

Loans to customers are summarised as follows:

	2018	2017
	\$	\$
Neither past due nor impaired	79,452,074	75,161,763
Past due but not impaired	19,063,065	16,434,257
Impaired	8,633,938	9,201,988
Gross loans to customers	107,149,077	100,798,008
Interest receivable	307,620	227,088
Less: allowance for impairment	(2,908,552)	(3,309,172)
Net loans	104,548,145	97,715,924
Specific provision	2,512,789	2,898,123
Inherent risk provision	395,763	411,049
Allowance for impairment	2,908,552	3,309,172

St. Kitts Nevis Anguilla Trading and Development Company Limited

Notes to Consolidated Financial Statements

January 31, 2018

(expressed in Eastern Caribbean dollars)

5 Financial risk management ...continued

Financial risk factors ...continued

b) Credit risk ...continued

Loans to customers ...continued

(i) Loans to customers neither past due nor impaired

The credit quality of the portfolio of loans and advances that were neither past due nor impaired can be assessed by reference to the internal rating system adopted by the Group. Gross amounts of loans and advances by class to customers that were neither past due nor impaired were as follows:

	2018	2017
	\$	\$
Home construction	22,778,060	21,545,831
Vehicle	22,543,014	22,373,294
Land and property	10,853,861	12,682,735
Refinanced mortgage	8,211,368	5,457,132
Consumer	7,242,143	6,992,351
Promotional	6,170,243	4,138,197
Vacation	829,962	926,690
Education	431,367	624,454
Government	277,027	338,102
Medical	115,029	82,977
	<u>79,452,074</u>	<u>75,161,763</u>

(ii) Loans to customers past due but not impaired

Loans and advances past due are not considered impaired unless other information is available to indicate the contrary. Gross amounts of loans and advances by class to customers that were past due but not impaired were as follows:

	2018	2017
	\$	\$
Past due up to 30 days	15,402,097	12,727,839
Past due 31 - 60 days	2,671,811	2,949,163
Past due 61 - 90 days	989,157	757,255
	<u>19,063,065</u>	<u>16,434,257</u>

(iii) Loans to customers individually impaired

The individually impaired loans and advances to customers before taking into consideration the cash flows from collateral held is \$8,633,938 (2017: \$9,201,988). Loans written-off for the year is \$245,680 (2017: \$93,814).

St. Kitts Nevis Anguilla Trading and Development Company Limited

Notes to Consolidated Financial Statements

January 31, 2018

(expressed in Eastern Caribbean dollars)

5 Financial risk management ...continued

Financial risk factors ...continued

b) Credit risk ...continued

Loans to customers ...continued

(iii) Loans to customers individually impaired ...continued

The breakdown of the gross amount of individually impaired loans and advances by class, along with the fair value of related collateral held as security is as follows:

	2018 \$	2017 \$
Home construction	2,701,867	2,522,436
Land and property	2,594,564	2,535,709
Refinanced mortgage	2,234,630	2,409,711
Education	394,512	406,266
Vehicle	355,062	778,525
Consumer	227,017	380,557
Promotional	111,847	102,875
Vacation	14,439	56,382
Medical	–	9,527
Total	8,633,938	9,201,988
Fair value of collateral	14,264,234	13,333,996

(iv) Loans and advances renegotiated

Restructuring activities include extended payment arrangements, modification and deferred payments. Following restructuring, a previously overdue account is reset to a normal status and managed together with other similar accounts. Restructuring policies and practices are based on indicators of criteria which, in the judgement of management, indicate that payment will most likely continue. These policies are kept under continuous review. Restructuring is most commonly applied to term loans, in particular customer finance loans.

As at January 31, 2018, renegotiated loans that would otherwise be past due or impaired totalled \$400,507 (2017: \$527,337).

(v) Repossessed collateral

Repossession properties are sold as soon as practicable, with the proceeds used to reduce the outstanding indebtedness. Repossessed collateral of the Group amounted to \$146,500 for the year ended January 31, 2018 (2017: \$nil).

Geographic

Substantially all of the Group's counterparties are located within St. Kitts and Nevis and the Eastern Caribbean region.

St. Kitts Nevis Anguilla Trading and Development Company Limited

Notes to Consolidated Financial Statements

January 31, 2018

(expressed in Eastern Caribbean dollars)

5 Financial risk management ...continued

Financial risk factors ...continued

c) Liquidity risk

Liquidity risk is the risk that the Group might be unable to meet its obligations. The Group manages its liquidity needs by monitoring scheduled debt servicing payments for long-term financial liabilities as well as forecasts of cash inflows and outflows due in day-to-day business. The data used for analysing these cash flows is consistent with that used in the contractual maturity analysis below. Liquidity needs are monitored in various time bands, on a day-to-day and week-to-week basis, as well as on the basis of a rolling 30-day projection. Long-term liquidity needs for a 180-day and a 360-day lookout period are identified monthly. Net cash requirements are compared to available borrowing facilities in order to determine headroom or any shortfalls. This analysis shows that available borrowing facilities are expected to be sufficient over the lookout period.

The Group's objective is to maintain cash and marketable securities to meet its liquidity requirements for 30-day periods at a minimum. This objective was met for the reporting periods. Funding for long-term liquidity needs is additionally secured by an adequate amount of committed credit facilities.

The table below analyses the Group's financial liabilities and assets in relevant maturity groupings based on the remaining period at the reporting date to the contractual maturity date, and represent the contractually undiscounted cash flows:

	Within 1 year \$	Between 1 and 5 years \$	More than 5 years \$	Total \$
As at January 31, 2018				
Financial liabilities				
Borrowings	39,624,997	6,879,860	6,170,810	52,675,667
Customers' deposits	107,841,073	1,535,661	4,819,062	114,195,796
Accounts payable and other liabilities	44,975,639	–	–	44,975,639
Liabilities included in disposal group	1,470,898	–	–	1,470,898
Total financial liabilities	193,912,607	8,415,521	10,989,872	213,318,000
Financial assets				
Cash and cash equivalents	17,372,819	–	–	17,372,819
Investment securities	59,303,810	15,123,505	–	74,427,315
Loans to customers	25,028,343	62,747,245	74,208,903	161,984,491
Receivables	14,584,228	7,089,890	325,615	21,999,733
Due from related parties	954,956	–	–	954,956
Assets included in disposal group	1,623,385	–	–	1,623,385
Total financial assets	118,867,541	84,960,640	74,534,518	278,362,699
Net liquidity gap	(75,045,066)	76,545,119	63,544,646	65,044,699

St. Kitts Nevis Anguilla Trading and Development Company Limited

Notes to Consolidated Financial Statements

January 31, 2018

(expressed in Eastern Caribbean dollars)

5 Financial risk management ...continued

Financial risk factors ...continued

c) Liquidity risk ...continued

	Within 1 year \$	Between 1 and 5 years \$	More than 5 years \$	Total \$
As at January 31, 2017				
Financial liabilities				
Borrowings	42,276,540	9,433,127	6,170,810	57,880,477
Customers' deposits	100,601,412	2,530,680	5,964,114	109,096,206
Accounts payable and other liabilities	42,124,561	–	–	42,124,561
Due to related parties	5,896	–	–	5,896
Liabilities included in disposal group	1,788,386	–	–	1,788,386
Total financial liabilities	186,796,795	11,963,807	12,134,924	210,895,526
Financial assets				
Cash and cash equivalents	20,766,839	–	–	20,766,839
Investment securities	69,182,932	7,063,345	–	76,246,277
Loans to customers	24,206,900	55,067,154	69,000,350	148,274,404
Receivables	16,337,815	7,943,448	852,315	25,133,578
Due from related parties	694,582	–	–	694,582
Assets included in disposal group	2,970,469	–	–	2,970,469
Total financial assets	134,159,537	70,073,947	69,852,665	274,086,149
Net liquidity gap	(52,637,258)	58,110,140	57,717,741	63,190,623

6 Management of insurance and financial risk

a) Insurance risk

The risk under any one insurance contract is the possibility that the insured event occurs and the uncertainty of the amount of the resulting claim. By the very nature of an insurance contract, this risk is random and therefore unpredictable.

To limit the Group's exposure to potential loss on an insurance policy, the Group cedes certain levels of risk to a reinsurer. The Group selects reinsurers which have a well-established capability to meet their contractual obligations and which generally have high credit ratings.

For its property risks, the Group uses excess of loss catastrophe reinsurance treaties to obtain reinsurance coverage. Catastrophe reinsurance is obtained for multiple claims arising from one event or occurring within a specified time period. However, treaty limits may apply and may expose the insurer to further claims exposure.

St. Kitts Nevis Anguilla Trading and Development Company Limited

Notes to Consolidated Financial Statements

January 31, 2018

(expressed in Eastern Caribbean dollars)

6 Management of insurance and financial risk ...continued

a) Insurance risk ...continued

For a portfolio of insurance contracts where the theory of probability is applied to pricing and provisioning, the principal risk that the Group faces under its insurance contracts is that the actual claims and benefits payments exceed the carrying amount of the insurance liabilities. This could occur because of the frequency or severity of claims and if benefits payments are greater than estimated. Insurance events are random and the actual number and amount of claims and benefits will vary from year to year from the estimate.

The concentration of insurance risk before and after reinsurance by risk category is summarised below, with reference to the carrying amount of the insurance liabilities (gross and net of reinsurance) arising from insurance contracts:

Type of risk	2018		2017	
	Gross \$	Net \$	Gross \$	Net \$
Motor	3,080,929	3,080,929	2,845,677	2,845,677
Property	2,314,835	409,835	442,294	442,294
	5,395,764	3,490,764	3,287,971	3,287,971
Add:				
Claims incurred but not reported	385,000	385,000	365,000	365,000
Unallocated loss adjustment expenses	277,000	277,000	241,000	241,000
	6,057,764	4,152,764	3,893,971	3,893,971

i) Property insurance

Property insurance contracts are underwritten using the following main risk categories: fire, business interruption, weather damage and theft.

Frequency and severity of claims

For property insurance contracts, climatic changes may give rise to more frequent and severe extreme weather events (for example, flooding, hurricanes, earthquakes, etc.), and may increase the frequency and severity of claims and their consequences. The Group manages these risks through its underwriting strategy, adequate reinsurance arrangements and proactive claims handling.

The Group has the right to re-price the risk on renewal. It also has the ability to impose deductibles and reject fraudulent claims. These contracts are underwritten by reference to the commercial replacement value of the properties and contents insured, and claim payment limits are always included to cap the amount payable on occurrence of the insured event. Cost of rebuilding properties, of replacement or indemnity for contents and time taken to restart operations for business interruption are the key factors that influence the level of claims under these policies. The greatest likelihood of significant losses on these contracts arises from fire, hurricane and earthquake damage. The Group has reinsurance cover for such damage to limit losses to \$250,000 in any one occurrence, per individual property risk.

St. Kitts Nevis Anguilla Trading and Development Company Limited

Notes to Consolidated Financial Statements

January 31, 2018

(expressed in Eastern Caribbean dollars)

6 Management of insurance and financial risk ...continued

a) Insurance risk ...continued

i) Property insurance ...continued

Sources of uncertainty in the estimation of future claim payments

Claims on property contracts are payable on a claims-occurrence basis. The Group is liable for all insured events that occurred during the term of the contract even if the loss is discovered after the end of the contract term. There are several variables that affect the amount and timing of cash flows from these contracts. The compensation paid on these contracts is the monetary awards granted for property damage caused by insured perils as stated in the contract of insurance.

The estimated costs of claims include direct expenses to be incurred in settling claims. The Group takes all reasonable steps to ensure that it has appropriate information regarding its claims exposures. Property claims are less sensitive as the shorter settlement period for these claims allows the Group to achieve a higher degree of certainty about the estimated cost of claims. However, given the uncertainty in establishing claims provisions, it is likely that the final outcome will prove to be different from the original liability established. The liability for these contracts comprises a provision for incurred but not reported (IBNR) and a provision for reported claims not yet paid (outstanding claims) at the reporting date.

ii) Casualty insurance

The Group's casualty insurance is motor, marine and liability insurance.

Frequency and severity of claims

The frequency and severity of claims can be affected by several factors. The most significant is the number of cases coming to Court that have been inactive or latent for a long period of time. Estimated inflation is also a significant factor due to the long period required to settle these cases.

The Group manages these risks through its underwriting strategy, adequate reinsurance arrangements and proactive claims handling.

Underwriting limits are in place to enforce appropriate risk selection criteria. For example, the Group has the right not to renew individual policies, it can impose deductibles and it has the right to reject the payment of a fraudulent claim. Furthermore, the Group's strategy limits the total exposure to the Group by the use of reinsurance treaty arrangements. The reinsurance arrangements include excess of loss cover. The effect of such reinsurance arrangements is that the Group should not suffer total net insurance loss of more than \$250,000 per risk for casualty insurance.

Sources of uncertainty in the estimation of future claim payments

Claims on casualty contracts are payable on a claims-occurrence basis. The Group is liable for all insured events that occurred during the term of the contract even if the loss is discovered after the end of the contract term. As a result, casualty and financial risk claims are settled over a longer period of time. There are several variables that affect the amount and timing of cash flows from these contracts. These mainly relate to the inherent risks of the business activities carried out by individual contract holders and the risk management procedures they adopted. The compensation paid on these contracts is the monetary awards granted for bodily injury suffered by employees (for employers' liability covers). Such awards are lump-sum payments that are calculated as the present value of the lost earnings and rehabilitation expenses that the injured party will incur because of the accident.

St. Kitts Nevis Anguilla Trading and Development Company Limited

Notes to Consolidated Financial Statements

January 31, 2018

(expressed in Eastern Caribbean dollars)

6 Management of insurance and financial risk ...continued

a) Insurance risk ...continued

ii) Casualty insurance ...continued

The estimated cost of claims includes direct expenses to be incurred in settling claims, net of the expected subrogation value and other recoveries. The Group takes all reasonable steps to ensure that it has appropriate information regarding its claims exposures. However, given the uncertainty in establishing claims provisions, it is likely that the final outcome will prove to be different from the original liability established. The liability for these contracts comprises a provision for claims incurred but not reported (IBNR) and a provision for reported claims not yet paid (outstanding claims) and a provision for unexpired risks at the reporting date. The Group's IBNR loss reserves are derived using the paid loss development estimation method (triangular method). Each business classes' IBNR was calculated using claims data and loss history. The quantum of casualty claims is particularly sensitive to the level of Court awards and to the development of legal precedent on matters of contract and tort.

iii) Life insurance contracts

The Group limits its exposure of potential loss on life insurance policies, by ceding all insurance risks to a reinsurer. The Group selects reinsurers which have a well-established capability to meet their contractual obligations and which generally have high credit ratings.

The nature and extent of risks arising from life insurance contracts as of January 31, 2018 and 2017 are as follows:

Concentration of life insurance risk

Gross individual life insurance benefit insured per life policy as at January 31, is as follows:

Range	2018	2017
\$0 - \$200,000	73%	72%
\$200,001 - \$400,000	23%	26%
\$400,001 - \$800,000	4%	2%

The risk is concentrated in the first 2 categories.

Net individual life insurance benefit insured per policy as at January 31, 2018 is 100% (2017: 100%) in the category \$0 - \$200,000 and the risk is concentrated in the first category.

Comparison of actual and expected claims of life insurance risk

The disclosure about claims development relates to the period when the earliest material claim arose for which there is still uncertainty about the amount and timing of the claims payments. As at January 31, the Group's comparison of actual and expected claims is shown below.

St. Kitts Nevis Anguilla Trading and Development Company Limited

Notes to Consolidated Financial Statements

January 31, 2018

(expressed in Eastern Caribbean dollars)

6 Management of insurance and financial risk ...continued

a) Insurance risk ...continued

iii) Life insurance contracts ...continued

Year	2018		2017	
	Actual claims \$	Expected claims \$	Actual claims \$	Expected claims \$
2009	–	113,000	–	113,000
2010	45,000	106,000	45,000	106,000
2011	93,000	103,000	93,000	103,000
2012	8,000	98,000	8,000	98,000
2013	–	93,000	–	93,000
2014	–	87,000	–	87,000
2015	–	82,000	–	82,000
2016	–	74,000	–	74,000
2017	50,000	54,000	–	54,000
2018	71,000	54,000	–	–

Maturity profile of life insurance risk

The estimated timing of net cash outflows resulting from recognised life insurance liabilities as at January 31, are as follows:

	Up to 1 year \$	1 to 5 years \$	Over 5 years \$	Total \$
As at January 31, 2018				
Net reserve	447	4,373	2,354,275	2,359,095
Fund balance	–	–	535,676	535,676
Supplementary benefits	222	–	–	222
Total liabilities, January 31, 2018	669	4,373	2,889,951	2,894,993
As at January 31, 2017				
Net reserve	315	4,957	2,182,413	2,187,685
Fund balance	–	–	550,986	550,986
Supplementary benefits	224	–	–	224
Total liabilities, January 31, 2017	539	4,957	2,733,399	2,738,895

iv) Claims development

The Group employs loss (claims) development tables as a means of measuring actual claims compared with previous estimates. Claims are typically resolved within one year and are assessed on a case-by-case basis. The claims that tend to extend beyond one year are normally from the Accident line of business and to a lesser extent, the motor line.

St. Kitts Nevis Anguilla Trading and Development Company Limited

Notes to Consolidated Financial Statements
January 31, 2018

(expressed in Eastern Caribbean dollars)

6 Management of insurance and financial risk ...continued

a) Insurance risk ...continued

iv) Claims development ...continued

Motor – gross

Loss year	Brought forward \$	2014 \$	2015 \$	2016 \$	2017 \$	2018 \$	Total \$
- At end of reporting year	3,601,032	1,922,060	3,350,301	2,409,026	2,417,002	2,351,911	16,051,332
- One year later	(6,110)	(26,121)	(442,227)	(61,050)	(70,294)	–	(605,802)
- Two years later	(7,847)	186,724	61,736	(46,686)	–	–	193,927
- Three years later	(21,000)	(24,450)	(37,116)	–	–	–	(82,566)
- Four years later	6,050	–	–	–	–	–	6,050
- Five years and over	(5,000)	(22,888)	–	–	–	–	(27,888)
Current estimate of cumulative claims	3,567,125	2,035,325	2,932,694	2,301,290	2,346,708	2,351,911	15,535,053
Cumulative payments to date	(2,224,160)	(1,671,750)	(2,326,985)	(2,359,021)	(1,932,712)	(1,939,496)	(12,454,124)
Liability recognised in the consolidated statement of financial position	1,342,965	363,575	605,709	(57,731)	413,996	412,415	3,080,929

Motor – net

- At end of reporting year	3,601,032	1,922,060	3,350,301	2,409,026	2,417,002	2,351,911	16,051,332
- One year later	(6,110)	(26,121)	(442,227)	(61,050)	(70,294)	–	(605,802)
- Two years later	(7,847)	186,724	61,736	(46,686)	–	–	193,927
- Three years later	(21,000)	(24,450)	(37,116)	–	–	–	(82,566)
- Four years later	6,050	–	–	–	–	–	6,050
- Five years and over	(5,000)	(22,888)	–	–	–	–	(27,888)
Current estimate of cumulative claims	3,567,125	2,035,325	2,932,694	2,301,290	2,346,708	2,351,911	15,535,053
Cumulative payments to date	(2,224,160)	(1,671,750)	(2,326,985)	(2,359,021)	(1,932,712)	(1,939,496)	(12,454,124)
Liability recognised in the consolidated statement of financial position	1,342,965	363,575	605,709	(57,731)	413,996	412,415	3,080,929

St. Kitts Nevis Anguilla Trading and Development Company Limited

Notes to Consolidated Financial Statements
January 31, 2018

(expressed in Eastern Caribbean dollars)

6 Management of insurance and financial risk ...continued

a) Insurance risk ...continued

iv) Claims development ...continued

Property – gross

Loss year	Brought forward \$	2014 \$	2015 \$	2016 \$	2017 \$	2018 \$	Total \$
- At end of reporting year	216,551	1,066,955	173,307	2,412,000	3,245,454	2,481,140	9,595,407
- One year later	-	42,713	(16,706)	197,931	(14,482)	-	209,456
- Two years later	(12,732)	(1,132)	-	-	-	-	(13,864)
- Three years later	-	-	-	-	-	-	-
- Four years later	-	-	-	-	-	-	-
- Five years later	-	-	-	-	-	-	-
Current estimate of cumulative claims	203,819	1,108,536	156,601	2,609,931	3,230,972	2,481,140	9,790,999
Cumulative payments to date	(41,582)	(222,693)	(1,137,082)	(2,424,602)	(3,056,088)	(594,117)	(7,476,164)
Liability recognised in the consolidated statement of financial position	162,237	885,843	(980,481)	185,329	174,884	1,887,023	2,314,835

Property – net

- At end of reporting year	216,551	1,066,955	173,307	2,412,000	3,245,454	576,140	7,690,407
- One year later	-	42,713	(16,706)	197,931	(14,482)	-	209,456
- Two years later	(12,732)	(1,132)	-	-	-	-	(13,864)
- Three years later	-	-	-	-	-	-	-
- Four years later	-	-	-	-	-	-	-
- Five years later	-	-	-	-	-	-	-
Current estimate of cumulative claims	203,819	1,108,536	156,601	2,609,931	3,230,972	576,140	7,885,999
Cumulative payments to date	(41,582)	(222,693)	(1,137,082)	(2,424,602)	(3,056,088)	(594,117)	(7,476,164)
Liability recognised in the consolidated statement of financial position	162,237	885,843	(980,481)	185,329	174,884	(17,977)	409,835

St. Kitts Nevis Anguilla Trading and Development Company Limited

Notes to Consolidated Financial Statements

January 31, 2018

(expressed in Eastern Caribbean dollars)

6 Management of insurance and financial risk ...continued

b) Fair value of financial assets and liabilities

Fair value is the arm's length consideration for which an asset could be exchanged or a liability settled, between knowledgeable, willing parties, who are under no compulsion to act and is best evidenced by a quoted market price, if one exists.

Determination of fair value

The following methods and assumptions have been used to estimate the fair value of each class of financial instruments for which it is practical to estimate a value:

Short-term financial assets and liabilities

The carrying value of these financial assets and liabilities is a reasonable estimate of their fair value because of the short maturity of these instruments. Short-term financial assets are comprised of cash and cash equivalents, loans to customers, receivables and due from related parties. Short-term financial liabilities are comprised of customers' deposits, accounts payable and other liabilities and due to related parties.

Long-term financial assets

The fair value of long-term financial assets which are not quoted in an active market is based on discounted cash flows using the interest rate for new financial assets with the same characteristics and maturities.

AFS financial assets

Fair value is based on quoted market prices. Where these are not available, fair value is assumed to approximate cost.

Borrowings and deposits

The estimated fair value of deposits with no stated maturity, which includes non-interest bearing deposits, is the amount repayable on demand.

The estimated fair value of fixed-interest bearing deposits and other borrowings not quoted in an active market is based on discounted cash flows using interest rates for new debts with similar remaining maturity.

St. Kitts Nevis Anguilla Trading and Development Company Limited

Notes to Consolidated Financial Statements
January 31, 2018

(expressed in Eastern Caribbean dollars)

6 Management of insurance and financial risk ...continued

b) Fair value of financial assets and liabilities ...continued

The table below summarizes the carrying amounts and fair values of the Group's financial assets and liabilities:

	Carrying value		Fair value	
	2018	2017	2018	2017
	\$	\$	\$	\$
Financial assets				
Cash and cash equivalents	17,372,819	20,766,839	17,372,819	20,766,839
Investment securities	74,427,315	76,246,277	74,427,315	76,246,277
Loans to customers	104,548,145	97,715,924	106,705,028	100,095,387
Receivables	18,068,768	20,696,594	18,068,768	20,696,594
Due from related parties	954,956	694,582	954,956	694,582
Assets included in disposal group	1,623,385	2,970,469	1,623,385	2,970,469
	216,995,388	219,090,685	219,152,271	221,470,148
Financial liabilities				
Borrowings	49,994,699	53,921,607	49,994,699	53,921,607
Customers' deposits	112,506,361	107,368,435	107,910,003	102,769,598
Accounts payable and other liabilities	44,975,639	42,124,561	44,975,639	42,124,561
Liabilities included in disposal group	1,470,898	1,788,386	1,470,898	1,788,386
Due to related parties	—	5,896	—	5,896
	208,947,597	205,208,885	204,351,239	200,610,048

St. Kitts Nevis Anguilla Trading and Development Company Limited

Notes to Consolidated Financial Statements

January 31, 2018

(expressed in Eastern Caribbean dollars)

6 Management of insurance and financial risk ...continued

c) Fair value hierarchy

Fair value measurement of financial assets

IFRS 7 specifies a hierarchy of valuation techniques based on whether the inputs to those valuation techniques are observable or unobservable. Observable inputs reflect market data obtained from independent sources; unobservable inputs reflect the Group's market assumptions. These two types of inputs have created the following fair value hierarchy:

- Level 1: Quoted prices in active markets for identical assets and liabilities. This level includes equity securities and debt instruments listed on exchanges.
- Level 2: Inputs other than quoted prices included within Level 1 that are observable for the asset or liability, either directly (that is, as prices) or indirectly (that is, derived from prices).
- Level 3: Inputs for the assets or liabilities that are not based on observable market data. This level includes equity investments and debt instruments with significant unobservable components.

The hierarchy requires the use of observable market data when available. The Group considers relevant and observable market prices in valuations where possible.

	Level 1 \$	Level 2 \$	Level 3 \$
Financial assets 2018			
AFS financial assets (note 9)	4,277,440	–	3,585,197
Financial assets 2017			
AFS financial assets (note 9)	3,478,149	–	3,585,197

Fair value measurement of non-financial assets

The following table shows the Levels within the hierarchy of non-financial assets measured at fair value on a recurring basis:

	Level 1 \$	Level 2 \$	Level 3 \$	Total \$
Land and buildings – January 31, 2018	–	13,735,000	93,724,997	107,459,997
Land and buildings – January 31, 2017	–	13,735,000	93,724,997	107,459,997

Fair value of the Group's main property assets is estimated based on appraisals performed by independent, professionally-qualified property valuers. The significant inputs and assumptions are developed in close consultation with management. The valuation processes and fair value changes are reviewed by the Board of Directors and audit committee at each reporting date.

St. Kitts Nevis Anguilla Trading and Development Company Limited

Notes to Consolidated Financial Statements

January 31, 2018

(expressed in Eastern Caribbean dollars)

6 Management of insurance and financial risk ...continued

c) Fair value hierarchy ...continued

The appraisal was carried out using a market approach that reflects observed prices for recent market transactions for similar properties and incorporates adjustments for factors specific to the land in question, including plot size, location and current use.

Land and buildings were revalued in January 2015 and were not revalued at the reporting date. Management determined that the effect of changes in fair values between the last revaluation date and the reporting date is immaterial.

d) Capital risk management

The Group maintains a level of capital that is sufficient to meet several objectives, including its ability to continue as a going concern in order to provide returns and benefits for shareholders and to maintain an acceptable total debt-to-capital ratio to provide access to adequate funding sources to support current operations and the fulfillment of its strategic plan.

Total net debt includes bank loans and long-term debt less cash. The Group's capital includes total net debt and equity. As at January 31, 2018, the Group's net debt amounted to \$32,621,880 (2017: \$33,154,768), while its equity amounted to \$183,925,165 (2017: \$190,558,827).

The Group manages its capital structure and makes adjustments in light of changes in activities, economic conditions and the risk characteristics of the underlying assets. In order to maintain or adjust its capital structure, the Group may issue new shares, repurchase shares for cancellation, adjust the amount of dividends paid to shareholders or sell assets to reduce debt.

In accordance with Section 3 of the Insurance Act of 2009 of St. Kitts and Nevis (the "Act"), the insurance subsidiary, TDC Insurance Company Limited, is required to have a minimum share capital of \$2,000,000 fully paid up in cash. Further, Section 23 of the Act requires the insurance subsidiary to deposit an amount of \$1,000,000 for long term insurance and no less than \$500,000 for motor vehicle insurance with the Registrar or that the interest of the Registrar in respect of any prescribed asset be duly registered with the Eastern Caribbean Central Securities Registry. The statutory deposits prior to elimination in the amount of \$4,330,877 (2017: \$4,249,354) in the form of term deposits and bonds are currently held by the insurance subsidiary to satisfy the above requirement.

In St. Kitts and Nevis, the solvency criteria prescribed by Section 54 (c) of the Act states that a registered insurance company carrying on both long-term insurance and general insurance business, shall be deemed to be insolvent, if the excess of its total assets over its total liabilities is less than the greater of the following amounts:

- i) \$500,000; or
- ii) 20% of its premium income in respect of the general insurance business in its last preceding financial year and 5% of the long-term life insurance liabilities as at the end of the reporting period.

St. Kitts Nevis Anguilla Trading and Development Company Limited

Notes to Consolidated Financial Statements

January 31, 2018

(expressed in Eastern Caribbean dollars)

6 Management of insurance and financial risk ...continued

d) Capital risk management ...continued

	2018	2017
	\$	\$
<i>General insurance business</i>		
20% of net premium income of the preceding year (2018: \$7,409,132; 2017: \$8,129,019)	1,481,826	1,625,804
<i>Long-term insurance business</i>		
5% of life policyholders' benefits of the current year (2018: \$2,894,993; 2017: \$2,738,895)	144,750	136,945
	<u>1,626,576</u>	<u>1,762,749</u>

Compliance with the minimum margin of solvency is determined as follows:

	2018	2017
	\$	\$
Total assets	51,957,196	50,203,421
Total liabilities	<u>(13,905,872)</u>	<u>(14,501,676)</u>
Margin of solvency	38,051,324	35,701,745
Required minimum margin of solvency	<u>(1,626,576)</u>	<u>(1,762,749)</u>
Margin of solvency in excess of requirement	<u>36,424,748</u>	<u>33,938,996</u>

The margin of solvency was met and exceeded by the insurance subsidiary in 2018 and 2017.

In accordance with Section 3 of the Insurance Act of 2014 of Anguilla (the "Act"), the insurance subsidiary, East Caribbean Reinsurance Company Limited, is required to have a minimum share capital of \$200,000 fully paid up in cash. Further, Section 8 of the Act requires the insurance company to deposit an amount at least equal to the total of its unearned premium reserves and outstanding claims reserves at a domestic bank in Anguilla. As at January 31, 2018, unearned premiums amounted to \$515,622 (2017: \$150,130). Term deposits held at domestic banks in Anguilla amounted to \$10,131,239 as at January 31, 2018 (2017: \$7,479,758) to satisfy the above requirement.

In Anguilla, the solvency criteria prescribed by Section 48 of the Financial Services Act states that a registered insurance company other than one carrying on long-term business, shall be deemed to be insolvent, if the excess of its total assets over its total liabilities is less than the greater of the following amounts:

- i) the minimum amount of paid up capital and
- ii) where the Net Retained Annual Premium (NRAP) of the insurance subsidiary does not exceed US\$5,000,000, 20% of Net Retained Annual Premium.

St. Kitts Nevis Anguilla Trading and Development Company Limited
 Notes to Consolidated Financial Statements
January 31, 2018

(expressed in Eastern Caribbean dollars)

6 Management of insurance and financial risk ...continued

d) Capital risk management ...continued

	2018	2017
	\$	\$
<i>General insurance business</i>		
20% of net premium income		
(2018: \$199,762; 2017: \$576,353)	39,952	115,271

Compliance with minimum margin of solvency is determined as follows:

	2018	2017
	\$	\$
Total assets	31,306,987	24,705,059
Total liabilities	(15,042,117)	(1,253,274)
Margin of solvency	16,264,870	23,451,785
Required minimum margin of solvency	(540,000)	(540,000)
Margin of solvency in excess of requirement	15,724,870	22,911,785

The margin of solvency was met and exceeded by the insurance subsidiary in 2018 and 2017.

St. Kitts Nevis Anguilla Trading and Development Company Limited

Notes to Consolidated Financial Statements

January 31, 2018

(expressed in Eastern Caribbean dollars)

6 Management of insurance and financial risk ...continued

d) Capital risk management ...continued

The table below summarises the composition of regulatory capital of the finance subsidiary for the two-year presentation. During those two years, the finance subsidiary complied with all of the statutory capital requirements with which it must comply.

	2018 \$	2017 \$
Tier 1 capital		
Share capital	6,000,000	6,000,000
Statutory reserve fund	6,036,176	5,522,184
Retained earnings	14,768,656	13,753,950
Other reserve	243,661	202,400
	<hr/>	<hr/>
Total qualifying tier 1 capital	27,048,493	25,478,534
Tier 2 capital		
Accumulated impairment	2,908,552	3,309,172
	<hr/>	<hr/>
Total regulatory capital	29,957,045	28,787,706

7 Segment reporting

Management currently identifies the Group's product and service lines as its operating segments. These operating segments are monitored by the Group's Chief Executive Officer (the chief operating decision maker) and strategic decisions are made on the basis of adjusted segment operating results.

Minor operating segments are combined below under other segments. These are rentals and hire purchase, airline agents and tour operations, real estate development and shipping.

St. Kitts Nevis Anguilla Trading and Development Company Limited

Notes to Consolidated Financial Statements
January 31, 2018

(expressed in Eastern Caribbean dollars)

7 Segment reporting ... continued

Segment information for the reporting period is as follows:

2018	General trading \$	Insurance \$	Financing \$	Hotel and restaurant \$	Others \$	Eliminations \$	Total \$
Revenue							
From external customers:							
Revenue	123,026,477	(199,762)	—	5,345,929	10,885,682	—	139,058,326
Net interest income	1,243,893	1,384,195	5,922,857	—	430,764	—	8,981,709
Net underwriting loss	—	(2,618,981)	—	—	—	—	(2,618,981)
Other income	5,553,758	1,727,527	492,486	887,415	1,622,623	—	10,283,809
From other segments	19,683,489	1,640,529	71,832	127,572	925,115	(22,448,537)	—
Cost of sales	149,507,617	1,933,508	6,487,175	6,360,916	13,864,184	(22,448,537)	155,704,863
	(106,117,320)	—	—	(2,293,858)	(4,227,097)	13,639,153	(98,999,122)
Gross profit	43,390,297	1,933,508	6,487,175	4,067,058	9,637,087	(8,809,384)	56,705,741
Employee costs	(16,683,708)	(1,990,725)	(1,240,432)	(1,776,708)	(3,606,117)	49,655	(25,248,035)
General and administrative expenses	(14,695,854)	(2,934,284)	(1,303,410)	(2,441,240)	(3,692,643)	6,893,148	(18,174,283)
Depreciation and amortization	(3,447,723)	(224,280)	(205,169)	(1,568,789)	(1,105,514)	—	(6,551,475)
Finance charges, net	(4,422,273)	160,902	(137,173)	(180,913)	757,072	(1,536,960)	(5,359,345)
Share of loss of associated companies	—	—	—	—	—	(1,145,736)	(1,145,736)
	(39,249,558)	(4,988,387)	(2,886,184)	(5,967,650)	(7,647,202)	4,260,107	(56,478,874)
Segment profit/(loss) before income tax	4,140,739	(3,054,879)	3,600,991	(1,900,592)	1,989,885	(4,549,277)	226,867
Segment assets	213,183,078	83,264,183	147,658,864	35,856,160	41,784,962	(92,856,421)	428,890,826
Segment liabilities	120,597,665	28,947,989	120,610,371	22,135,256	9,914,135	(57,239,755)	244,965,661

St. Kitts Nevis Anguilla Trading and Development Company Limited

Notes to Consolidated Financial Statements
January 31, 2018

(expressed in Eastern Caribbean dollars)

7 Segment reporting ...continued

2017	General trading \$	Insurance \$	Financing \$	Hotel and restaurant \$	Others \$	Eliminations \$	Total \$
Revenue							
From external customers:							
Revenue	128,324,651	576,353	—	5,701,291	11,101,743	—	145,704,038
Net interest income	1,304,870	1,205,538	5,252,805	—	1,015,170	—	8,778,383
Net underwriting income	—	3,268,137	—	—	—	—	3,268,137
Other income	9,686,855	1,590,022	406,055	840,536	1,722,312	—	14,245,780
From other segments	21,284,303	1,791,830	156,355	138,155	(309,676)	(23,060,967)	—
Cost of sales	160,600,679	8,431,880	5,815,215	6,679,982	13,529,549	(23,060,967)	171,996,338
	(113,504,140)	—	—	(2,571,696)	(4,342,271)	14,890,125	(105,527,982)
Gross profit	47,096,539	8,431,880	5,815,215	4,108,286	9,187,278	(8,170,842)	66,468,356
Employee costs	(16,701,999)	(2,046,294)	(1,168,395)	(1,504,914)	(3,617,520)	44,344	(24,994,778)
General and administrative expenses	(12,769,035)	(2,456,339)	(1,278,633)	(2,472,477)	(3,834,351)	6,279,030	(16,531,805)
Depreciation and amortization	(3,712,543)	(239,791)	(203,675)	(1,566,318)	(741,577)	—	(6,463,904)
Finance charges, net	(4,914,609)	243,270	(168,825)	(150,627)	948,315	(1,852,531)	(5,895,007)
Share of income of associated companies	—	—	—	—	—	368,039	368,039
	(38,098,186)	(4,499,154)	(2,819,528)	(5,694,336)	(7,245,133)	4,838,882	(53,517,455)
Segment profit/(loss) before income tax	8,998,353	3,932,726	2,995,687	(1,586,050)	1,942,145	(3,331,960)	12,950,901
Segment assets	211,861,393	74,908,480	140,856,771	36,549,990	42,211,094	(89,027,824)	417,359,904
Segment liabilities	118,378,107	16,754,950	115,378,237	20,864,419	10,185,801	(54,760,437)	226,801,077

St. Kitts Nevis Anguilla Trading and Development Company Limited

Notes to Consolidated Financial Statements

January 31, 2018

(expressed in Eastern Caribbean dollars)

7 Segment reporting ...continued

The totals presented above for the Group's operating segments reconcile to the key financial figures as presented in the consolidated statement of financial position and consolidated statement of income.

Major customers

The Group does not have a single external customer from which sales revenue generated amounted to 10% or more of the total revenue of the Group.

8 Cash and cash equivalents

	2018	2017
	\$	\$
Cash on hand	92,375	95,868
Cash at banks	8,191,212	12,128,105
Cash equivalents	9,089,232	8,542,866
	<u>17,372,819</u>	<u>20,766,839</u>

Cash at banks is held with several local commercial banks in non-interest bearing accounts and the amounts held in these accounts facilitate the short-term commitments and day-to-day operations of the Group.

Cash equivalents are as follows:

	2018	2017
	\$	\$
Two (2) 91-day Treasury bills from the Government of St. Kitts and Nevis maturing on February 6, 2018 with an interest rate of 3.75% (2017: 3.75%)	5,968,750	5,943,750
Five (5) 90-day term deposits held at Royal Bank of Canada maturing on 11 April 2018 and 26 March 2018 at interest rate of 1%, respectively (2017: 1%)	2,627,357	2,599,116
Ninety-one (91)-day Treasury bills from the Nevis Island Administration matured on April 11, 2016 with an interest rate of 5.5%	493,125	—
	<u>9,089,232</u>	<u>8,542,866</u>

St. Kitts Nevis Anguilla Trading and Development Company Limited
Notes to Consolidated Financial Statements
January 31, 2018

(expressed in Eastern Caribbean dollars)

9 Investment securities

	2018 \$	2017 \$
Available-for-sale		
Quoted securities	4,277,440	3,478,149
Unquoted securities	3,585,197	3,585,197
	<u>7,862,637</u>	<u>7,063,346</u>
Loans and receivables		
Fixed deposits	37,712,726	41,376,808
Corporate bonds	18,550,000	17,400,000
Government treasury bills and bonds	9,539,125	9,499,843
	<u>65,801,851</u>	<u>68,276,651</u>
Total investment securities – principal	73,664,488	75,339,997
Interest receivable	762,827	906,280
	<u>74,427,315</u>	<u>76,246,277</u>
Current		
Non-current	59,303,810	62,947,445
	<u>15,123,505</u>	<u>13,298,832</u>
	<u>74,427,315</u>	<u>76,246,277</u>

The movement in investment securities may be summarised as follows:

	Loans and receivables \$	Available- for-sale \$	Total \$
Balance at January 31, 2016	57,002,502	7,210,358	64,212,860
Additions	22,110,015	–	22,110,015
Redemption	(10,835,866)	–	(10,835,866)
Net unrealised fair value losses on AFS financial assets	–	(147,012)	(147,012)
Balance at January 31, 2017	68,276,651	7,063,346	75,339,997
Additions	3,082,013	46,862	3,128,875
Redemption	(5,556,813)	–	(5,556,813)
Net unrealised fair value gains on AFS financial assets	–	752,429	752,429
Balance at January 31, 2018	65,801,851	7,862,637	73,664,488

St. Kitts Nevis Anguilla Trading and Development Company Limited

Notes to Consolidated Financial Statements

January 31, 2018

(expressed in Eastern Caribbean dollars)

9 Investment securities ...continued

The net unrealised fair value gains/(losses) for the year on AFS financial assets are attributable to the shareholders of:

	2018	2017
	\$	\$
Parent company (note 25)	700,805	(139,219)
Non-controlling interests	51,624	(7,793)
	<u>752,429</u>	<u>(147,012)</u>

Fixed deposits

Fixed deposits consist of one to two years term deposits at local and regional financial institutions and bear interest ranging from 1.5% to 3.5% per annum (2017: 1.5% to 3.5%).

At January 31, 2016, the Group held \$7,426,146 and \$2,747,376 in cash and fixed deposits at Caribbean Commercial Bank (Anguilla) Limited and National Bank of Anguilla Limited, respectively.

Both the Caribbean Commercial Bank (Anguilla) Limited and National Bank of Anguilla Limited were placed in Conservatorship in August 2013. The Conservator of these two banks advised that all depositors' balances up to \$2,800,000 are accessible to the depositors and any excess amounts will be transferred to a Depositors Protection Trust. The Bank Resolution Obligation Act, 2016 of Anguilla provides for the Government of Anguilla to fund the Depositors Protection Trust in support of the resolution of the Caribbean Commercial Bank (Anguilla) Limited and National Bank of Anguilla Limited.

On April 22, 2016, Caribbean Commercial Bank (Anguilla) Limited and National Bank of Anguilla Limited were placed in Receivership. Funds in the amount of \$975,921 and \$2,747,376 held at Caribbean Commercial Bank (Anguilla) Limited and National Bank of Anguilla Limited, respectively, that were not transferred to the Depositors Protection Trust, were transferred to a newly formed Bank, National Commercial Bank of Anguilla Limited.

Deposits held with the Depositors Protection Trust will be for a term of 10 years commencing on June 30, 2016, at an interest rate of 2% per annum and with a maximum annual allowed withdrawal of 10% of the principal balance. Accordingly, the amount of \$3,650,255 representing the Company's remaining deposit at Caribbean Commercial Bank (Anguilla) Limited in excess of \$2,800,000 will be held in the Depositors Protection Trust. The Trust Deeds in respect of these amounts were signed on June 30, 2017, with the first quarterly payment of principal and interest due on December 30, 2017. The first interest payment totalling \$141,750 was received on April 25, 2018.

St. Kitts Nevis Anguilla Trading and Development Company Limited

Notes to Consolidated Financial Statements

January 31, 2018

(expressed in Eastern Caribbean dollars)

9 Investment securities ...continued

Corporate bonds

Corporate bonds are held with Eastern Caribbean Home Mortgage Bank and Property Holding & Development Co. Ltd. for periods ranging from 9 months to 4 years at interest rates of 1.75% to 8% per annum (2017: 1.998% to 8%).

Treasury bills and bonds

Treasury bills and bonds are held with Eastern Caribbean Governments with maturities ranging from three months to one year for treasury bills and one to twenty years for bonds. Interest rate on treasury bills ranges from 4.5% to 6.5% per annum (2017: 4.5% to 6.5%) while interest rates on bonds range from 1.99% to 6% per annum (2017: 1.99% to 6.0%).

10 Loans to customers

	2018 \$	2017 \$
Performing loans and advances	98,515,139	94,482,926
Impaired loans	8,633,938	6,315,082
Gross loans	107,149,077	100,798,008
Allowance for loan impairment	(2,908,552)	(3,309,172)
Net loans	104,240,525	97,488,836
Interest receivable	307,620	227,088
Total loans to customers	104,548,145	97,715,924
Current	20,038,576	11,788,798
Non-current	84,509,569	85,927,126
	104,548,145	97,715,924

The weighted average effective interest rate on performing loans and advances at amortised cost at January 31, 2018 was 9.08% (2017: 8.53%).

Movement in the loan loss provision:

	2018 \$	2017 \$
Balance at beginning of year	3,309,172	3,262,895
Impairment (credit)/charge during the year (note 28)	(201,902)	140,091
Write-offs for the year	(198,718)	(93,814)
Balance at end of year	2,908,552	3,309,172

St. Kitts Nevis Anguilla Trading and Development Company Limited

Notes to Consolidated Financial Statements

January 31, 2018

(expressed in Eastern Caribbean dollars)

10 Loans to customers ...continued

In 2017, certain loans to customers previously written-off amounting to \$10,113 were recovered (note 28).

In accordance with ECCB loan provisioning guidelines, the calculated allowance for loan impairment amounts to \$2,240,936 (2017: \$2,544,373). Where the ECCB loan loss provision is greater than the loan loss provision calculated under IAS 39, the difference is transferred as a non-distributable reserve in equity. As at January 31, 2018, the loan loss provision calculated under IAS 39 was greater than the ECCB provision. Therefore, a transfer to non-distributable reserve in equity was not required at the reporting date.

Impaired loans as at January 31, 2018 amounted to \$8,633,938 (2017: \$9,201,988) and interest taken to income on impaired loans during the year amounted to \$41,261 (2017: \$61,290). The interest receivable on loans that would not be recognised under ECCB guidelines as at January 31, 2018 amounted to \$243,661 (2017: \$202,400), and is included in non-distributable reserves in equity (note 25). The interest receivable on non-productive loans to customers but not recognized in the financial statements at the end of the year amounted to \$2,107,873 (2017: \$1,903,054).

11 Receivables and prepayments

	2018 \$	2017 \$
Current:		
Accounts receivable	17,053,439	18,669,790
Finance lease receivables	5,147,590	5,057,346
Other receivables	13,290	59,350
	<u>22,214,319</u>	<u>23,786,486</u>
Less: provision for impairment	(9,070,805)	(9,306,190)
Net receivables	13,143,514	14,480,296
Statutory deposits	2,830,877	2,749,354
Prepayments	3,034,340	1,611,297
	<u>19,008,731</u>	<u>18,840,947</u>
Non-current:		
Finance lease receivables	4,925,254	6,216,298

In accordance with the Insurance Act 2009 Section 23, all registered insurance companies are required to maintain a statutory deposit in certain prescribed forms acceptable to the Registrar of Insurance. As at January 31, 2018 and 2017, statutory deposits were held in the form of term deposits with local commercial banks and funds held on deposit with the Financial Services Regulatory Commission – St. Christopher Branch. Statutory deposits are restricted and hence are not available for use in the day-to-day operations of the Group.

St. Kitts Nevis Anguilla Trading and Development Company Limited

Notes to Consolidated Financial Statements

January 31, 2018

(expressed in Eastern Caribbean dollars)

11 Receivables and prepayments ...continued

Classification of receivables

Receivables are summarized as follows:

	2018	2017
	\$	\$
Neither past due nor impaired	13,206,936	15,181,805
Past due but not impaired	4,861,832	5,514,789
Individually impaired	9,070,805	9,306,190
	<u>27,139,573</u>	<u>30,002,784</u>

Movement in the allowance for impairment of receivables is:

	2018	2017
	\$	\$
Balance at beginning of year	9,306,190	10,158,843
Impairment credit for the year, net (note 28)	(235,110)	(105,082)
Written-off during the year as uncollectible	(275)	(22,090)
Reclassified to assets under disposal group	–	(725,481)
Balance at end of year	<u>9,070,805</u>	<u>9,306,190</u>

Certain receivables previously not included in the provision for impairment amounting to \$83,537 (2017: \$nil) were written-off during the year (note 28). In 2017, certain receivables previously written off amounting to \$33,152 were collected (note 28).

Receivables neither past due nor impaired

The credit quality of receivables neither past due nor impaired is assessed based on management's internal assessment of the counterparties or entities. These balances are performing satisfactorily and there are no accounts which require special monitoring.

	2018	2017
	\$	\$
Under 3 months	<u>13,206,936</u>	<u>15,181,805</u>

Receivables past due but not impaired

Based on historical information and customer relationships, some receivables which are greater than three months past due but not greater than twelve months are not considered impaired.

St. Kitts Nevis Anguilla Trading and Development Company Limited

Notes to Consolidated Financial Statements

January 31, 2018

(expressed in Eastern Caribbean dollars)

11 Receivables and prepayments ...continued

As at January 31, 2018, receivables of \$4,861,832 (2017: \$5,514,789) were past due but not impaired. The aging of these receivables is as follows:

	2018 \$	2017 \$
Over 3 months	<u>4,861,832</u>	<u>5,514,789</u>

Receivables individually impaired

As at January 31, 2018, receivables of \$9,070,805 (2017: \$9,306,190) were impaired and a related provision established. The aging of these receivables is as follows:

	2018 \$	2017 \$
Over 3 months	<u>9,070,805</u>	<u>9,306,190</u>
Total receivables	<u>27,139,573</u>	<u>30,002,784</u>

Finance lease receivables

The Group entered into finance leases covering motor vehicles and household furniture and appliances with lease terms ranging from two to eight years. Future Minimum Lease Payments Receivables (MLPR) under these finance leases together with the Present Value (PV) of Net Minimum Lease Payments Receivables (NMLPR) follow:

	2018		2017	
	Future MLPR \$	PV of NMLPR \$	Future MLPR \$	PV of NMLPR \$
Within one year	6,588,304	5,147,590	6,914,865	5,057,346
After one year but not more than five years	7,089,890	4,675,548	7,943,448	5,645,891
More than five years	325,615	249,706	852,315	570,407
Total MLPR	<u>14,003,809</u>	<u>10,072,844</u>	15,710,628	11,273,644
Amounts representing finance income	<u>(3,930,965)</u>	–	<u>(4,436,984)</u>	–
PV of MLPR	<u>10,072,844</u>	<u>10,072,844</u>	11,273,644	11,273,644

St. Kitts Nevis Anguilla Trading and Development Company Limited

Notes to Consolidated Financial Statements

January 31, 2018

(expressed in Eastern Caribbean dollars)

11 Receivables and prepayments ...continued

The net investment relating to these finance leases is presented as finance lease receivables under receivables and prepayments in the consolidated statement of financial position.

As at January 31, 2018, the provision for impairment of receivables and prepayments included a provision for uncollectible minimum lease payment receivables amounting to \$1,703,156 (2017: \$1,725,316).

12 Inventories

	2018 \$	2017 \$
General trading stock on hand	30,370,241	24,959,010
Land held for future development	11,647,503	11,647,503
Sunrise Hills Villas - land	2,658,607	2,658,607
Stock in transit	1,217,458	1,407,969
Work-in-progress	142,551	184,344
	<u>46,036,360</u>	<u>40,857,433</u>

13 Related party balances and transactions

A related party relationship exists when one party has the ability to control directly or indirectly, through one or more intermediaries, the other party or exercise significant influence over the other party in making financial and operating decisions. Such relationships also exist between or among entities under common control, with the reporting enterprise and its key management personnel, directors and shareholders.

Amounts due from and to related parties are interest-free, unsecured and have no fixed terms of repayment and comprise the following:

		2018 \$	2017 \$
Due from related parties	Relationship		
Malliouhana-Anico Insurance Company Limited	Associate company	750,211	–
St. Kitts Masonry Products Limited	Associate company	204,745	694,582
		<u>954,956</u>	<u>694,582</u>
		2018 \$	2017 \$
Due to related parties	Relationship		
Malliouhana-Anico Insurance Company Limited	Associate company	–	5,896

St. Kitts Nevis Anguilla Trading and Development Company Limited

Notes to Consolidated Financial Statements

January 31, 2018

(expressed in Eastern Caribbean dollars)

13 Related party balances and transactions ...continued

The following transactions were carried out with related parties:

		2018 \$	2017 \$
Sales			
Name of related party	Relationship		
St. Kitts Masonry Products Limited	Associate company	<u>2,699,996</u>	<u>2,403,970</u>
Management fees			
Name of related party	Relationship		
St. Kitts Masonry Products Limited	Associate company	144,000	144,000
Malliouhana-Anico Insurance Company Limited	Associate company	60,000	60,000
		<u>204,000</u>	<u>204,000</u>
Reinsurance premium expense			
Name of related party	Relationship		
Malliouhana-Anico Insurance Company Limited	Associate company	<u>1,418,617</u>	<u>1,536,555</u>
Expenses			
Name of related party	Relationship		
St. Kitts Masonry Products Limited	Associate company	<u>5,715,247</u>	<u>6,117,223</u>

Shares owned by Group directors

	2018 \$	2017 \$
9,447,590 shares at \$1 per share (2017: 9,928,590 shares at \$1 per share)	<u>9,447,590</u>	<u>9,928,590</u>

Balances with the Group directors

Loans to and deposits from directors bear interest ranging from 5.6% to 7.0% and 3% to 3.5%, respectively, are included in loans to customers and customers' deposits, respectively, on the consolidated statement of financial position.

	2018 \$	2017 \$
Loans to directors	<u>813,880</u>	<u>1,256,630</u>
Deposits from directors	<u>2,132,390</u>	<u>2,531,567</u>

St. Kitts Nevis Anguilla Trading and Development Company Limited

Notes to Consolidated Financial Statements

January 31, 2018

(expressed in Eastern Caribbean dollars)

13 Related party balances and transactions ...continued

Advances from directors are repayable on demand and bear interest ranging from 3% to 4% per annum (2017: 3.5% to 5.0%) and are included in accounts payable and other liabilities on the consolidated statement of financial position.

	2018 \$	2017 \$
Advances from directors	<u>5,112,731</u>	<u>2,782,889</u>

Key management compensation

Key management includes the Group's executive and non-executive directors. The compensation incurred in respect of key management is as follows:

	2018 \$	2017 \$
Salaries	1,736,915	1,620,266
Directors' fees	612,850	623,600
Gratuity	295,821	305,195
Allowances	121,800	106,215
Pension	105,453	95,555
Social security	93,634	83,906
	<u>2,966,473</u>	<u>2,834,737</u>

St. Kitts Nevis Anguilla Trading and Development Company Limited

Notes to Consolidated Financial Statements
January 31, 2018

(expressed in Eastern Caribbean dollars)

14 Interest in subsidiaries

Composition of the Group

Set out below are details of the subsidiaries held directly by the Group:

Name of subsidiary	Country of incorporation and principal place of business	Principal activity	2018	2017
City Drug Store (2005) Limited	St. Kitts	the retailing of consumer products	100%	100%
Conaree Estates Limited	St. Kitts	land and property development	100%	100%
Dan Dan Garments Limited	St. Kitts	leasing of land and building	100%	100%
Ocean Terrace Inn Limited	St. Kitts	operation of Ocean Terrace Inn hotel, Fisherman's Wharf Restaurant and apartments ownership and rentals	100%	100%
Sakara Shipping Inc.	Tortola	the provision of freight and other shipping services	100%	100%
St. Kitts Bottling Company Limited	St. Kitts	the trade or business of aerated beverages and purified water manufacturers and bottlers	51.67%	51.67%
TDC Financial Services Company Limited	St. Kitts	accepting deposits from customers, providing loans to customers and investing in debt and equity securities	100%	100%
TDC Insurance Company Limited	St. Kitts	the business of underwriting all classes of general insurance	100%	100%
TDC Airline Services Limited	St. Kitts	airline, shipping, chartering, forwarding and travel agents	100%	100%

St. Kitts Nevis Anguilla Trading and Development Company Limited

Notes to Consolidated Financial Statements
January 31, 2018

(expressed in Eastern Caribbean dollars)

14 Interest in subsidiaries ...continued

Composition of the Group ...continued

Name of subsidiary	Country of incorporation and principal place of business	Principal activity	2018	2017
TDC Real Estate and Construction Company Limited	St. Kitts	real estate development and construction of residential villas	100%	100%
TDC Rentals Limited	St. Kitts	car rental services and financing service to consumers	100%	100%
TDC Tours Limited	St. Kitts	organisation of tours, weddings and shore excursions	100%	100%
City Drug Store (Nevis) Limited	Nevis	retailing of customer products	100%	100%
TDC Airline Services (Nevis) Limited	Nevis	travel agents, tour operators, shipping and forwarding agents	100%	100%
TDC Nevis Limited	Nevis	trading as general merchants, manufacturers' representatives and commission agents	100%	100%
TDC Real Estate and Construction Company (Nevis) Limited	Nevis	real estate development and construction	100%	100%
TDC Rentals (Nevis) Limited	Nevis	car rental services and financing service to consumers	100%	100%
East Caribbean Reinsurance Company Limited	Anguilla	the business of reinsurance for all classes of general insurance	80%	80%

St. Kitts Nevis Anguilla Trading and Development Company Limited

Notes to Consolidated Financial Statements

January 31, 2018

(expressed in Eastern Caribbean dollars)

14 Interest in subsidiaries ...continued

There are no subsidiaries with a non-controlling interest that are material to the Group.

The Company has issued guarantees to certain banks in respect of the credit facilities granted to certain subsidiaries (see note 33).

The Group has no interests in unconsolidated structured entities.

Disposal group and discontinued operations

In 2017, St. Kitts Bottling Company Limited ceased its operations through sale of its manufacturing of aerated beverages and water along with certain assets and liabilities to a third party purchaser. Accordingly, revenues and expenses, gains and losses relating to the cessation of this business have been eliminated from profit or loss from the Group's continuing operations and are shown as single line item on the face of the consolidated statement of income.

The details of profit/(loss) from discontinued operations are shown below.

	2018	2017
	\$	\$
Sales	–	2,896,471
Cost of sales	–	(2,342,140)
Other income	179,000	215,276
Sales and distribution costs	19,468	(270,703)
General and administrative expenses	(101,249)	(1,148,112)
Impairment loss on disposal of plant and equipment (note 16)	–	(830,466)
Loss on retirement of plant and equipment	–	(49,094)
	<hr/>	<hr/>
Profit/(loss) before finance costs and tax	97,219	(1,528,768)
Finance costs	(1,841)	(547,987)
	<hr/>	<hr/>
Profit/(loss) before tax from discontinued operations	95,378	(2,076,755)
Tax expense	(46,184)	–
	<hr/>	<hr/>
Profit/(loss) for the year from discontinued operations	49,194	(2,076,755)

St. Kitts Nevis Anguilla Trading and Development Company Limited

Notes to Consolidated Financial Statements

January 31, 2018

(expressed in Eastern Caribbean dollars)

14 Interest in subsidiaries ...continued

Disposal group and discontinued operations ...continued

The carrying amounts of assets and liabilities in this disposal group are summarized as follows:

	2018	2017
	\$	\$
Current assets		
Cash	892,069	1,251,993
Receivables, net	731,316	1,718,476
	<u>1,623,385</u>	<u>2,970,469</u>
Assets included in disposal group		
Current liabilities		
Accounts payable and other liabilities	1,470,898	1,788,386
Income tax payable	15,737	608,793
	<u>1,486,635</u>	<u>2,397,179</u>
Liabilities included in disposal group		

Cash flows from/(used in) discontinued operations for the reporting period are as follows:

	2018	2017
	\$	\$
Cash flows from operating activities	125,810	124,206
Cash flows from investing activities	–	8,555,706
Cash flows used in financing activities	–	(7,794,347)
	<u>125,810</u>	<u>885,565</u>
Cash flows from discontinued operations		

15 Investment in associates

The Group's associates include the following:

Name of Associate	Country of incorporation/ Principal place of business	Percentage of ownership		Carrying value	
		2018	2017	2018	2017
		%	%	\$	\$
St. Kitts Masonry Products Limited	St. Kitts	50	50	7,402,609	7,360,922
Malliuhana-Anico Insurance Company Limited	Anguilla	25	25	2,727,793	3,915,216
				<u>10,130,402</u>	<u>11,276,138</u>

St. Kitts Nevis Anguilla Trading and Development Company Limited

Notes to Consolidated Financial Statements

January 31, 2018

(expressed in Eastern Caribbean dollars)

15 Investment in associates ...continued

Movements in the investment in associates account are as follows:

	2018 \$	2017 \$
Balance at beginning of year	11,276,138	11,308,099
Share in net (loss)/earnings of associated companies	(1,145,736)	368,039
Dividends received	–	(400,000)
	<hr/>	<hr/>
Balance at end of year	10,130,402	11,276,138

St. Kitts Masonry Products Limited

St. Kitts Masonry Products Limited manufactures and sells ready-mix concrete and concrete blocks for the construction industry.

Condensed financial information of St. Kitts Masonry Products Limited is as follows:

	2018 \$	2017 \$
Current assets	6,696,982	4,987,230
Non-current assets	13,793,445	14,494,228
Current liabilities	(3,362,144)	(4,689,483)
Non-current liabilities	(2,396,344)	(143,410)
	<hr/>	<hr/>
Net assets	14,731,939	14,648,565
Revenue	18,605,770	17,806,395
Costs and expenses	(18,522,396)	(17,699,725)
	<hr/>	<hr/>
Net income	83,374	106,670

In 2018, dividends received from St. Kitts Masonry Products Limited amounted to \$nil (2017: \$400,000).

St. Kitts Nevis Anguilla Trading and Development Company Limited

Notes to Consolidated Financial Statements

January 31, 2018

(expressed in Eastern Caribbean dollars)

15 Investment in associates ...continued

Malliouhana-Anico Insurance Company Limited

Malliouhana-Anico Insurance Company Limited's principal activity is the underwriting of all classes of general insurance.

Condensed financial information of Malliouhana-Anico Insurance Company Limited is as follows:

	2018	2017
	\$	\$
Assets	38,224,756	26,954,642
Liabilities	<u>(22,975,600)</u>	<u>(6,745,709)</u>
Net assets	<u>15,249,156</u>	20,208,933
Net underwriting (loss)/income	(2,729,377)	3,044,645
Other income	863,765	1,001,414
Costs and expenses	<u>(3,099,165)</u>	<u>(2,617,482)</u>
Net (loss)/income	<u>(4,964,777)</u>	1,428,577

St. Kitts Nevis Anguilla Trading and Development Company Limited

Notes to Consolidated Financial Statements
January 31, 2018

(expressed in Eastern Caribbean dollars)

16 Property, plant and equipment

	Land and buildings \$	Furniture and fittings \$	Construction equipment rentals \$	Plant and machinery \$	Containers \$	Motor vehicles \$	Computers and equipment \$	Total \$
Year ended January 31, 2017								
Opening net book amount	121,475,290	2,555,242	127,637	11,971,089	228,325	8,561,746	1,677,761	146,597,090
Additions	960,055	815,668	4,698	2,780,055	96,476	3,273,070	461,304	8,391,326
Disposals	(5,900,000)	(2,249,675)	(13,564)	(14,767,531)	(129,762)	(4,749,800)	(100,791)	(27,911,123)
Writeback on disposals								
Accumulated depreciation	192,567	1,948,256	12,387	8,292,245	108,065	4,153,943	88,471	14,795,934
Accumulated impairment	1,720,673	87,720	—	1,935,669	5,304	46,419	—	3,795,785
Depreciation charge (note 29)	(2,053,653)	(540,573)	(51,946)	(1,608,635)	(60,259)	(2,769,914)	(881,701)	(7,966,681)
Transfers/reclassifications								
Cost	(1,801,985)	164,485	—	(168,097)	—	—	1,152	(1,804,445)
Accumulated depreciation	11,000	—	—	—	—	—	—	11,000
Impairment loss	(698,068)	(27,967)	—	(784,022)	(1,918)	(16,559)	—	(1,528,534)
Closing net book amount	113,905,879	2,753,156	79,212	7,650,773	246,231	8,498,905	1,246,196	134,380,352
At January 31, 2017								
Cost or valuation	117,789,418	6,645,957	448,657	14,948,316	605,716	22,475,757	7,008,246	169,922,067
Accumulated depreciation	(3,883,539)	(3,892,801)	(369,445)	(7,297,543)	(359,485)	(13,976,852)	(5,762,050)	(35,541,715)
Net book amount	113,905,879	2,753,156	79,212	7,650,773	246,231	8,498,905	1,246,196	134,380,352

St. Kitts Nevis Anguilla Trading and Development Company Limited

Notes to Consolidated Financial Statements

January 31, 2018

(expressed in Eastern Caribbean dollars)

16 Property, plant and equipment ... continued

	Land and buildings	Furniture and fittings	Construction equipment rentals	Plant and machinery	Containers	Motor vehicles	Computers and equipment	Total
	\$	\$	\$	\$	\$	\$	\$	\$
Year ended January 31, 2018								
Opening net book amount	113,905,879	2,753,156	79,212	7,650,773	246,231	8,498,905	1,246,196	134,380,352
Additions	273,775	332,384	22,046	1,259,373	77,886	2,477,687	434,584	4,877,735
Disposals	–	(9,949)	(54,537)	(167,983)	–	(2,397,196)	(269,788)	(2,899,453)
Writeback on disposals	–	6,298	50,793	23,875	–	1,878,454	247,715	2,207,135
Depreciation charge (note 29)	(2,005,632)	(528,765)	(30,923)	(1,562,577)	(57,035)	(2,767,504)	(660,096)	(7,612,532)
Transfers								
Cost	5,598,513	(292,796)	–	603,380	–	–	–	5,909,097
Accumulated depreciation	(11,000)	–	–	–	–	–	–	(11,000)
Closing net book amount	117,761,535	2,260,328	66,591	7,806,841	267,082	7,690,346	998,611	136,851,334
At January 31, 2018								
Cost or valuation	123,661,706	6,675,596	416,166	16,643,086	683,602	22,556,248	7,173,042	177,809,446
Accumulated depreciation	(5,900,171)	(4,415,268)	(349,575)	(8,836,245)	(416,520)	(14,865,902)	(6,174,431)	(40,958,112)
Net book amount	117,761,535	2,260,328	66,591	7,806,841	267,082	7,690,346	998,611	136,851,334

During the year, certain land and buildings and equipment were transferred to property, plant and equipment due to change of intention of use upon completion of the construction of the building.

In 2017, the Group recognised an impairment loss amounted to \$1,528,534, of which \$830,466 was recognised in the consolidated statement of income shown as part of loss on disposal of plant and equipment under loss for the year from discontinued operations (note 14), while the remaining \$698,068 was charged directly against revaluation surplus upon execution of the asset purchase and sale agreement (the Agreement) executed between the Group and third party purchaser. Upon consummation of the Agreement, the revaluation surplus, net of loss charged against revaluation surplus amounted to \$1,059,915 was transferred to retained earnings in relation to the sale of its property, plant and equipment.

St. Kitts Nevis Anguilla Trading and Development Company Limited

Notes to Consolidated Financial Statements

January 31, 2018

(expressed in Eastern Caribbean dollars)

16 Property, plant and equipment ...continued

The impairment loss directly charged against revaluation surplus is attributable to:

	2018 \$	2017 \$
Parent company (note 25)	–	360,692
Non-controlling interests	–	337,376
	–	698,068

The remaining revaluation surplus of \$1,059,915 transferred from other reserves to retained earnings relating to the sale of its property, plant and equipment is attributable to:

	2018 \$	2017 \$
Parent company (note 25)	–	547,658
Non-controlling interests	–	512,257
	–	1,059,915

The details of gain on disposals of property and equipment were as follows:

	2018 \$	2017 \$
Proceeds from disposals of property and equipment	1,105,724	9,550,095
Carrying amount of property and equipment	(692,318)	(9,319,404)
Gains on disposals of property and equipment	413,406	230,691

Gains on disposals of property and equipment are recognized as part of other income in the consolidated statement of income (note 26).

St. Kitts Nevis Anguilla Trading and Development Company Limited

Notes to Consolidated Financial Statements

January 31, 2018

(expressed in Eastern Caribbean dollars)

16 Property, plant and equipment ...continued

If the land and buildings were stated on the historical cost basis, the amounts would be as follows:

	Land \$	Buildings \$	Total \$
At January 31, 2017			
Opening net book value	24,369,404	69,626,505	93,995,909
Additions	–	960,055	960,055
Disposals	(600,000)	(5,300,000)	(5,900,000)
Transfer to investment property	(3,440,000)	(1,011,360)	(4,451,360)
Depreciation	–	(1,305,731)	(1,305,731)
Closing net book value	20,329,404	62,969,469	83,298,873
At January 31, 2018			
Opening net book value	20,329,404	62,969,469	83,298,873
Additions	–	273,775	273,775
Transfer from property and equipment	1,100,000	4,487,513	5,587,513
Depreciation	–	(722,324)	(722,324)
Closing net book value	21,429,404	67,008,433	88,437,837

17 Investment property

Investment property relates to land and building intended for leasing and reflects a change in use of the property in 2016. The gross and accumulated depreciation at the beginning and end of the reporting period are shown below.

	Buildings \$	Land \$	Equipment \$	Total \$
Year ended January 31, 2017				
Opening net book value	1,571,510	315,000	–	1,886,510
Additions	2,150,745	–	–	2,150,745
Transfers from property and equipment				
Cost	550,000	1,100,000	–	1,650,000
Accumulated depreciation	(11,000)	–	–	(11,000)
Depreciation charge (note 29)	(37,402)	–	–	(37,402)
Closing net book value	4,223,853	1,415,000	–	5,638,853
At January 31, 2017				
Cost	4,309,037	1,415,000	–	5,724,037
Accumulated depreciation	(85,184)	–	–	(85,184)
	4,223,853	1,415,000	–	5,638,853

St. Kitts Nevis Anguilla Trading and Development Company Limited

Notes to Consolidated Financial Statements

January 31, 2018

(expressed in Eastern Caribbean dollars)

17 Investment property ...continued

	Buildings	Land	Equipment	Total
	\$	\$	\$	\$
Year ended January 31, 2018				
Opening net book value	4,223,853	1,415,000	–	5,638,853
Additions	1,797,768	–	310,584	2,108,352
Transfers to property and equipment				
Cost	(4,498,513)	(1,100,000)	(310,584)	(5,909,097)
Accumulated depreciation	11,000	–	–	11,000
Depreciation charge (note 29)	(37,402)	–	–	(37,402)
Closing net book value	1,496,706	315,000	–	1,811,706
At January 31, 2018				
Cost	1,608,292	315,000	–	1,923,292
Accumulated depreciation	(111,586)	–	–	(111,586)
	1,496,706	315,000	–	1,811,706

Total rental income earned from the investment property is presented as other income in the consolidated statement of income.

The depreciation charge relating to investment property is shown as part of depreciation and amortization in the consolidated statement of income.

As at January 31, 2018, the carrying amount of the Group's investment property approximates its market value based on the latest market valuation report of the property obtained in 2015 prior to its change in use.

St. Kitts Nevis Anguilla Trading and Development Company Limited
Notes to Consolidated Financial Statements
January 31, 2018

(expressed in Eastern Caribbean dollars)

18 Intangible assets

	Computer software \$
Year ended January 31, 2017	
Opening net book amount	252,944
Amortisation (note 29)	<u>(186,758)</u>
Closing net book amount	<u>66,186</u>
At January 31, 2017	
Cost	1,510,158
Accumulated amortisation	<u>(1,443,972)</u>
Net book amount	<u>66,186</u>
Year ended January 31, 2018	
Opening net book amount	66,186
Additions	66,656
Amortisation (note 29)	<u>(50,039)</u>
Closing net book amount	<u>82,803</u>
At January 31, 2018	
Cost	1,576,814
Accumulated amortisation	<u>(1,494,011)</u>
Net book amount	<u>82,803</u>

St. Kitts Nevis Anguilla Trading and Development Company Limited
 Notes to Consolidated Financial Statements
January 31, 2018

(expressed in Eastern Caribbean dollars)

19 Borrowings

	2018 \$	2017 \$
Bank term loans	17,154,436	18,166,195
Bank overdrafts	21,391,551	23,302,606
Other	11,448,712	12,452,806
Total borrowings	49,994,699	53,921,607
Current	39,143,628	41,112,998
Non-current	10,851,071	12,808,609
	49,994,699	53,921,607

Bank term loans carry interest rates between 5% and 7% (2017: 5% and 7%) and are repayable in regular instalments of principal and interest, maturing at various intervals from one to fifteen years through 2019 to 2026 (2017: through 2018 to 2026).

Bank overdrafts carry interest rates varying from 6.5% to 10% (2017: 6.5% to 10%).

Other borrowings carries an interest rate of 5%, is repayable in monthly instalments of principal and interest of \$133,661 and matures at the end of 2026.

Collateral security for indebtedness

The Group's bankers and other lenders hold as collateral security, mortgage debentures creating fixed and floating charges and an equitable mortgage on the Group's assets.

St. Kitts Nevis Anguilla Trading and Development Company Limited

Notes to Consolidated Financial Statements

January 31, 2018

(expressed in Eastern Caribbean dollars)

20 Insurance liabilities

	2018 \$	2017 \$
Claims reported and outstanding	19,383,266	3,287,971
Unearned premiums	3,730,411	4,490,932
Life policyholders' benefits	2,894,993	2,738,895
Claims incurred but not reported	385,000	597,000
Due to reinsurers	376,292	837,434
Unallocated loss adjustment expenses	330,000	241,000
	27,099,962	12,193,232
Reinsurance assets		
Claims reported and outstanding	10,547,980	–
Unearned reinsurance premiums	274,427	1,136,473
Claims incurred but not reported	–	232,000
	10,822,407	1,368,473
Total reinsurance assets (gross)		
Claims reported and outstanding	8,835,286	3,287,971
Unearned premiums	3,455,984	3,354,459
Life policyholders' benefits	2,894,993	2,738,895
Claims incurred but not reported	385,000	365,000
Due to reinsurers	376,292	837,434
Unallocated loss adjustment expenses	330,000	241,000
	16,277,555	10,824,759
Total insurance liabilities (net)		

The unallocated loss adjustment expenses have been actuarially derived and represent the amounts accrued for unallocated claims handling costs for existing reported losses that were still being processed and accrued for claims incurred but not yet reported as at the financial year-end.

Reinsurance assets are in respect of net outstanding claims payments that are recoverable from reinsurers.

Amounts due to reinsurers represent reinsurance premiums due and payable to the Group's reinsurers at the reporting date.

St. Kitts Nevis Anguilla Trading and Development Company Limited

Notes to Consolidated Financial Statements

January 31, 2018

(expressed in Eastern Caribbean dollars)

20 Insurance liabilities ...continued

The reconciliation of life policyholders' benefits as at January 31 is as follows:

	2018 \$	2017 \$
Life policyholders' benefits (gross)		
Balance at beginning of year	2,912,784	2,442,934
Inforce reserve change (deaths, lapses and actives)	173,287	(273,208)
Change of assumption impact		
Lapse	90,382	–
Interest	69,511	694,610
Expense	47,453	48,448
Total life policyholders' benefits (gross)	3,293,417	2,912,784

	2018 \$	2017 \$
Life policyholders' benefits (net)		
Balance at beginning of year	2,738,895	2,191,639
Inforce reserve change (deaths, lapses and actives)	76,941	73,873
Change of assumption impact		
Lapse	(12,377)	–
Interest	50,229	433,405
Expense	41,305	39,978
Total life policyholders' benefits (net)	2,894,993	2,738,895

21 Customers' deposits

	2018 \$	2017 \$
Fixed deposits	102,437,104	98,581,068
Savings deposits	8,521,635	7,228,108
	110,958,739	105,809,176
Interest payable	1,547,622	1,559,259
Total customers' deposits	112,506,361	107,368,435
Current	104,641,132	97,501,249
Non-current	7,865,229	9,867,186
	112,506,361	107,368,435

St. Kitts Nevis Anguilla Trading and Development Company Limited

Notes to Consolidated Financial Statements

January 31, 2018

(expressed in Eastern Caribbean dollars)

21 Customers' deposits ...continued

Customers' deposits represent all types of deposit accounts held by the Group on behalf of customers. Deposits include savings account and fixed deposits. The Group pays interest on all categories of customers' deposits. As at the reporting date, total interest expense on deposit accounts for the year amounted to \$3,652,466 (2017: \$3,770,228). The average effective rate of interest paid on customers' deposits was 3.37% (2017: 3.67%).

22 Accounts payable and other liabilities

	2018	2017
	\$	\$
Credit accounts	26,068,106	26,447,686
Accounts payable	10,520,376	8,658,524
Accrued expenses	5,530,919	4,771,117
Deferred revenue	1,420,111	1,403,544
Dividend payable	1,239,442	859,807
Gratuity reserve	566,465	665,445
Other liabilities	562,732	462,284
Statutory payables	340,423	165,486
Warranty liability	147,176	94,212
Employee health fund	–	14,500
Total accounts payable and other liabilities	46,395,750	43,542,605
Current	46,170,709	43,284,696
Non-current	225,041	257,909
	46,395,750	43,542,605

Credit accounts represent interest-bearing liabilities to individuals and companies payable on demand and bear interest ranging from 3.0% to 4.0% per annum (2017: 3.5% to 5.0% per annum).

The Group provides health plan benefits to all its employees thereby accruing a fixed amount of money every month. The Group enrolled all its employees into a group health plan with third party insurance and discontinued the internal health fund, resulting in the over-provided amount being written back to other income amounting to \$14,500 (2017: \$3,999,412) in the consolidated statement of income (see note 26).

St. Kitts Nevis Anguilla Trading and Development Company Limited

Notes to Consolidated Financial Statements

January 31, 2018

(expressed in Eastern Caribbean dollars)

23 Taxation

Income tax expense

	2018 \$	2017 \$
Current income tax expense for the year	4,052,399	4,381,410
Net deferred tax expense for the year	489,753	660,933
Total income tax expense for the year	<u>4,542,152</u>	<u>5,042,343</u>

Current income tax expense

	2018 \$	2017 \$
Profit before income tax	<u>226,867</u>	12,950,901
Income tax expense at rate of 33%	74,866	4,273,797
Unrecognised deferred tax assets	3,376,015	240,337
Effect of permanent differences	1,493,304	1,842,611
Effect of income not assessable for taxation	<u>(402,033)</u>	<u>(1,314,402)</u>
	<u>4,542,152</u>	<u>5,042,343</u>

Deferred tax expense

The deferred tax expense recognised under deferred tax asset and deferred tax liability accounts is shown below.

	2018 \$	2017 \$
Increase in deferred in deferred tax liability	504,630	612,183
(Increase)/decrease in deferred tax asset	<u>(14,877)</u>	<u>48,750</u>
	<u>489,753</u>	<u>660,933</u>

St. Kitts Nevis Anguilla Trading and Development Company Limited
Notes to Consolidated Financial Statements
January 31, 2018

(expressed in Eastern Caribbean dollars)

23 Taxation ...continued

Deferred tax asset

The movement in the deferred tax asset is as follows:

	2018	2017
	\$	\$
Balance at beginning of year	(200,219)	(248,969)
Deferred tax (credit)/expense for the year	(14,877)	75,449
Unrecognised deferred tax written off	–	(26,699)
Balance at end of year	<u>(215,096)</u>	<u>(200,219)</u>

The deferred tax asset arises from unutilised capital allowances and unutilised losses.

Deferred tax liability

The movement in the deferred tax liability is as follows:

	2018	2017
	\$	\$
Balance at beginning of year	5,892,091	5,279,908
Deferred tax expense for the year	504,630	612,183
Balance at end of year	<u>6,396,721</u>	<u>5,892,091</u>

The deferred tax liability arises from accelerated depreciation.

Current tax payable

The movement in the current tax payable is as follows:

	2018	2017
	\$	\$
Balance beginning of year	1,480,032	1,996,861
Current tax expense for the year	4,052,399	4,381,410
Transferred to income tax recoverable	65,102	87,336
Reclassified to liabilities included in disposal group	–	(608,793)
Utilization of taxation recoverable during the year	(105,903)	(99,504)
Income tax paid during the year	<u>(4,406,097)</u>	<u>(4,277,278)</u>
Balance at end of year	<u>1,085,533</u>	<u>1,480,032</u>

St. Kitts Nevis Anguilla Trading and Development Company Limited

Notes to Consolidated Financial Statements

January 31, 2018

(expressed in Eastern Caribbean dollars)

23 Taxation ...continued

Taxation recoverable

The movement in the taxation recoverable is as follows:

	2018 \$	2017 \$
Balance at beginning of year	120,914	133,082
Transferred from income tax payable	65,102	87,336
Utilization during the year	(105,903)	(99,504)
Balance at end of year	<u>80,113</u>	<u>120,914</u>

24 Shareholders' equity

Share capital

	2018 \$	2017 \$
Authorised:		
500,000,000 ordinary shares at \$1 per share	<u>500,000,000</u>	<u>500,000,000</u>
Issued and fully paid:		
52,000,000 ordinary shares at \$1 per share	<u>52,000,000</u>	<u>52,000,000</u>

Dividends

On July 31, 2017, the Company's Board of Directors approved the declaration of cash dividends amounting to \$3,120,000 (2017: \$2,600,000).

25 Other reserves

	2018 \$	2017 \$
Revaluation reserve – property	34,094,437	34,094,437
Claims equalization reserve	21,803,237	21,803,237
Statutory reserve fund	6,036,176	5,522,184
Revaluation reserve – AFS financial assets	1,401,725	700,920
Non-distributable reserve (note 10)	243,661	202,400
	<u>63,579,236</u>	<u>62,323,178</u>

St. Kitts Nevis Anguilla Trading and Development Company Limited

Notes to Consolidated Financial Statements

January 31, 2018

(expressed in Eastern Caribbean dollars)

25 Other reserves ...continued

Revaluation reserve – property

The revaluation reserve – property relates to the net appreciation of land and freehold buildings based on revaluations performed by an independent property appraiser.

The movement of revaluation reserve relating to property and equipment as at January 31, are as follows:

	2018	2017
	\$	\$
Balance at beginning of year	34,094,437	35,002,787
Loss on impairment of property (note 16)	–	(360,692)
Transfer of revaluation surplus on disposal of property (note 16)	–	(547,658)
Balance at end of year	<u>34,094,437</u>	<u>34,094,437</u>

Claims equalization reserve

Claims equalisation reserve represents cumulative amounts appropriated from retained earnings based on the discretion of the Group's Board of Directors as part of the Group's risk management strategies to mitigate against catastrophic events. These reserves are in addition to the catastrophe reinsurance cover. As at January 31, 2018 and 2017, the total claims equalization reserve amounted to \$21,803,237.

Statutory reserve fund

In accordance with Section 45 (1) of Saint Christopher and Nevis Banking Act, 2015, TDC Financial Services Company Limited is required to maintain a reserve fund into which it shall transfer not less than 20% of its net income of each year whenever the reserve fund is less than the finance subsidiary's paid-up capital.

	2018	2017
	\$	\$
Balance at beginning of year	5,522,184	5,098,405
Appropriations during the year	<u>513,992</u>	<u>423,779</u>
Balance at end of year	<u>6,036,176</u>	<u>5,522,184</u>

Revaluation reserve – AFS financial assets

The revaluation reserve arises as a result of the net appreciation in the market value of AFS financial assets.

	2018	2017
	\$	\$
Balance at beginning of year	700,920	840,139
Net unrealised fair value gains/(losses) on AFS financial assets (see note 9)	<u>700,805</u>	<u>(139,219)</u>
Balance at end of year	<u>1,401,725</u>	<u>700,920</u>

St. Kitts Nevis Anguilla Trading and Development Company Limited

Notes to Consolidated Financial Statements

January 31, 2018

(expressed in Eastern Caribbean dollars)

25 Other reserves ...continued

Non-distributable reserve

Non-distributable reserve is reserve established for interest accrued on impaired loans. This reserve is created to set aside interest accrued on non-performing loans where certain conditions are met in accordance with paragraph AG93 of IAS 39. The prudential guidelines of the ECCB do not allow for the accrual of such interest. As a result, the interest is set aside in a reserve and it is not available for distribution to shareholders until received.

The movement of other reserve account is as follows:

	2018 \$	2017 \$
Balance at beginning of year	202,400	141,110
Transfer from retained earnings	41,261	61,290
	<hr/>	<hr/>
Balance at end of year	243,661	202,400

26 Other income

	2018 \$	2017 \$
Rent	3,157,091	3,013,917
Commission income	2,191,892	2,023,010
Damage insurance income	612,438	829,604
Miscellaneous income	681,302	691,080
Equipment rental and repairs	996,666	821,936
Management and administration fees	256,359	728,315
Handling charges	384,080	565,341
Photocopier income	512,275	563,993
Dividend income	637,710	484,408
Vehicle servicing	260,075	379,394
Facility income	343,050	296,375
Gains on disposals of property and equipment (note 16)	413,406	230,691
Truck operating income	251,801	34,477
Write-back of internal health plan provision (note 22)	14,500	3,999,412
Sale of wreck	-	22,000
Villa income	-	6,032
Shipping loss, net	(428,836)	(444,205)
	<hr/>	<hr/>
	10,283,809	14,245,780

St. Kitts Nevis Anguilla Trading and Development Company Limited

Notes to Consolidated Financial Statements

January 31, 2018

(expressed in Eastern Caribbean dollars)

27 Employee costs

	2018	2017
	\$	\$
Salaries and wages	19,199,568	18,647,843
Statutory contributions	1,940,091	1,961,727
Other staff costs	930,253	1,075,837
Pension savings plan	897,583	893,619
Bonus and gratuity	893,106	1,103,096
Directors' fees	612,850	623,600
Staff scholarship and training	526,280	511,178
Health insurance	248,304	177,878
	<u>25,248,035</u>	<u>24,994,778</u>

28 General and administrative expenses

	2018	2017
	\$	\$
Advertising and sales promotion	2,975,056	2,498,691
Repairs and maintenance	2,316,325	1,467,406
Utilities	1,988,576	2,027,500
Legal and professional fees	1,887,205	1,588,329
General	1,849,393	1,997,070
Motor vehicle	989,900	914,298
Communications	988,545	824,452
Taxes and licenses	977,069	553,662
Computer installation and consultancy	693,998	487,898
Warranty	477,094	294,263
Security	475,902	390,060
Management fees	463,861	869,557
Rent	433,642	440,014
Travel	369,686	305,729
Freight, handling and truckage	314,915	201,044
Sewage, waste and landscaping	314,215	638,822
Entertainment	304,969	292,095
Supplies	273,717	312,324
Printing and stationery	181,357	108,507
Annual general meeting	150,428	183,744
Subscriptions	101,905	144,596
Write-off of receivables (note 11)	83,537	–
Impairment (credit)/charge on loans to customers, net (note 10)	(201,902)	140,091
Impairment (credit)/charge on receivables, net (note 11)	(235,110)	(105,082)
Recoveries on receivables (note 10)	–	(33,152)
Recoveries on loans to customers	–	(10,113)
	<u>18,174,283</u>	<u>16,531,805</u>

St. Kitts Nevis Anguilla Trading and Development Company Limited

Notes to Consolidated Financial Statements

January 31, 2018

(expressed in Eastern Caribbean dollars)

29 Depreciation and amortization

	2018	2017
	\$	\$
Depreciation		
Property, plant and equipment (note 16)	6,464,034	6,239,744
Investment property (note 17)	37,402	37,402
	<u>6,501,436</u>	<u>6,277,146</u>
Amortization (note 18)	50,039	186,758
	<u>6,551,475</u>	<u>6,463,904</u>

Depreciation of certain motor vehicles totaling \$1,148,498 (2017: \$1,726,937) was recorded under cost of sales (note 16).

30 Finance charges, net

	2018	2017
	\$	\$
Interest expense		
Borrowings	3,393,559	3,762,784
Credit accounts	1,034,992	1,260,697
	<u>4,428,551</u>	<u>5,023,481</u>
Bank charges	930,794	871,526
	<u>5,359,345</u>	<u>5,895,007</u>

31 Net interest income

	2018	2017
	\$	\$
Loans to customers	8,629,452	8,007,673
Receivables	1,976,950	2,320,040
Investments	1,834,905	2,007,986
Savings account interest expense	(243,867)	(215,573)
Time deposits interest expense	(3,215,731)	(3,341,743)
	<u>8,981,709</u>	<u>8,778,383</u>

St. Kitts Nevis Anguilla Trading and Development Company Limited

Notes to Consolidated Financial Statements

January 31, 2018

(expressed in Eastern Caribbean dollars)

32 (Loss)/earnings per share

Basic and diluted (loss)/earnings per share were computed as follows:

	2018	2017
	\$	\$
(Loss)/profit attributable to shareholders of parent company	(3,000,860)	5,977,040
Divided by weighted average number of outstanding ordinary shares	<u>52,000,000</u>	<u>52,000,000</u>
Basic and diluted (loss)/earnings per share	<u>(0.058)</u>	<u>0.115</u>

The Group has no dilutive potential ordinary shares as of January 31, 2018 and 2017.

33 Commitments and contingencies

The Group's parent company provides guarantees to various financial institutions in connection with credit facilities extended to subsidiaries in the range of \$150,000 to \$1,500,000.

OUR PARTNERS





**ST. KITTS · NEVIS · ANGUILLA
TRADING & DEVELOPMENT COMPANY LTD.**

P.O. Box 142, Fort Street, Basseterre,
St. Kitts, West Indies

P: (869) 465 2511 | Fax: (869) 465 1099
E: headoffice@tdcgrouppltd.com

www.tdcgrouppltd.com

facebook.com/tdcgroupofcompaniesltd